


Delgado

COMMUNITY COLLEGE

Graduate Follow-Up Survey

Fall 06 - Spring 07



Prepared by the Office of Institutional Research
Feb-09

Table of Contents

page no.

Graduate Experiences	1
Non-Transferable Credit Hours	1
Reasons for Non-Transferable Credit Hours	1
Level of Satisfaction in relation to Field of Study	2
Employment Experiences	2
Reasons Graduates are not working in their Field of Study	3
Level of Job Preparedness	4
Educational Experience at Delgado	4
Wages of Graduates	6
Survey Results by Program	7
Accounting	7
Administrative Office Technology	9
Business Administration	11
Computer Aided Drafting	13
Care & Development of Young Children	15
Computer Information Technology	17
Computer Network Technology	19
Construction Technology - Architectural/Design	21
Diagnostic Medical Sonography	23
Funeral Service Technology	25
General Studies	27
Health Information Technology	29
Interior Design	30
Legal Secretary	32
Management	34
Motor Vehicle Technology	36
Nuclear Medicine Technology	38
Nursing	39
Pharmacy Technician	40
Radiologic Technology	41
Respiratory Care Technology	42

Methodology

Graduates were surveyed six months after their graduation. Three survey mailings were distributed to graduates. Departments then followed up by phone.

Graduate Experiences

	Number	Percent
Total Respondents	294	27.7%
Total Graduates	1060	

After Graduation did you :	Yes	%	No	%	No Response	%
Continue your Education?	88	29.9%	199	67.7%	7	2.4%
Is your current major related to your major at Delgado?	71	80.7%	14	15.9%	3	3.4%

At what institution did you continue your education?	
Delgado Community College	15
UNO	18
SUNO	7
Loyola University	5
Our Lady of Holy Cross College	5
LSU	5
Xavier	3
Other	26
No Response	4
Total	88

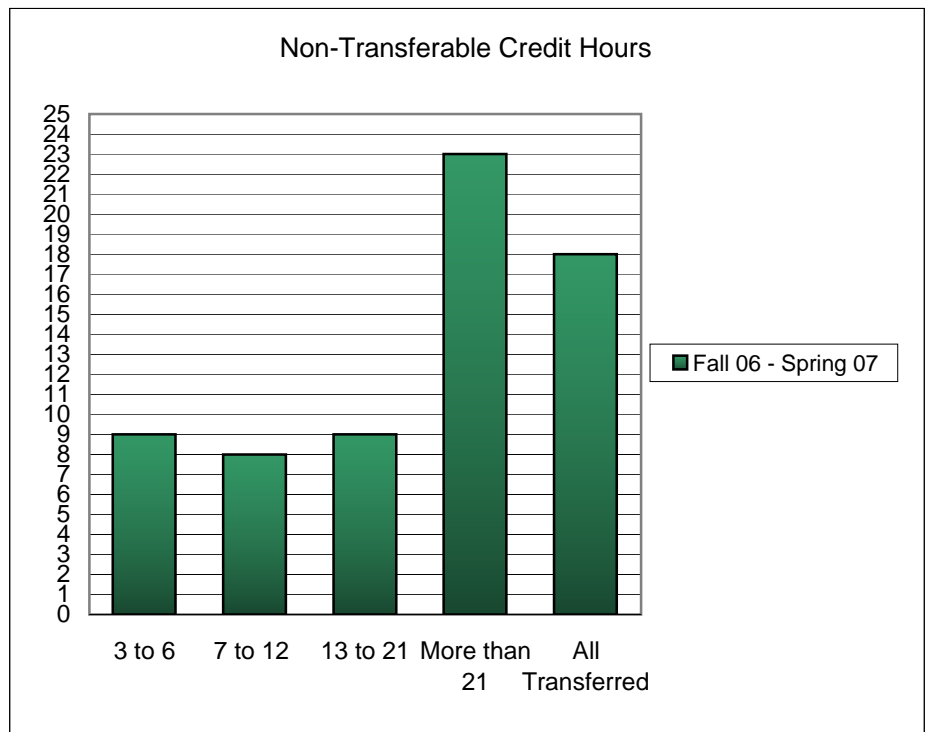


Number of Delgado Non-Developmental Credit Hours Unable to Transfer

3 to 6	9	13.4%
7 to 12	8	11.9%
13 to 21	9	13.4%
More than 21	23	34.3%
All Transferred	18	26.9%
Total	67	100.0%

Reasons Delgado Non-Developmental Credit Hours were not Transferred

Changed Major	5	7.5%
No comparable course	27	40.3%
Grade in course	1	1.5%
Other	7	10.4%
(No Response)	27	40.3%
Total	67	100.0%



Graduate Experiences

Level of Satisfaction in relation to the field of study:	Average Rating*	
	Number	Average
	Fall 06 - Spring 07	
I feel well prepared from my studies Delgado to continue my education	51	4.31
I was able to transfer most of my credits earned at Delgado to my four-year institution	50	3.80
I had little or no problems transferring to a four-year institution	49	4.06

% of students who responded positively**	
Number	Average
Fall 06 - Spring 07	
41	80.4%
35	70.0%
38	77.6%

* Scale is 1 to 5, 5 = Strongly Agree

** Percentage of students who responded Agree or Strongly Agree

Employment Experiences

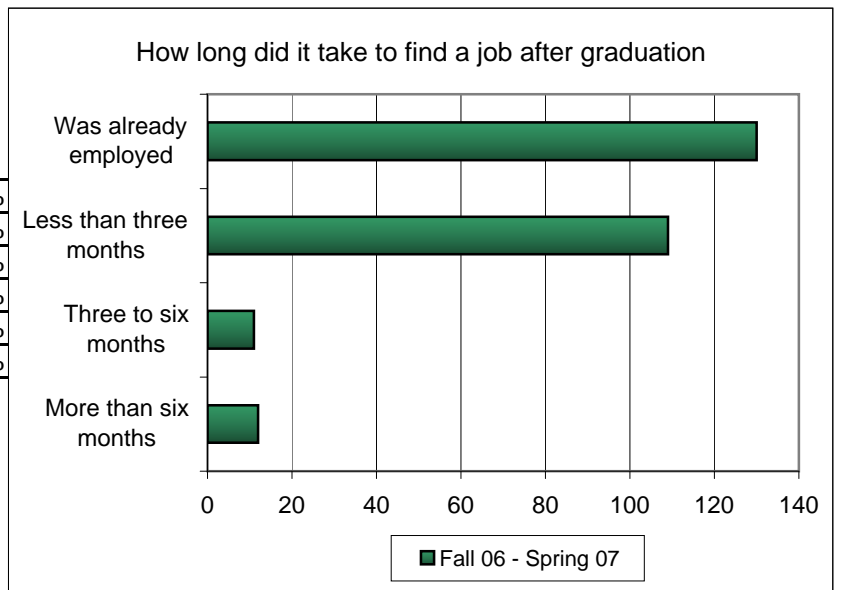
Employment Analysis	Yes	%	No	%	No Response	%
Are you currently employed?	266	90.5%	24	8.2%	4	1.4%
Is your job related to your field of study?*	208	78.2%	57	21.4%	1	0.4%
Have you changed jobs since graduating?*	87	32.7%	171	64.3%	8	3.0%
Have you received a promotion or salary increase since graduating?*	160	60.2%	82	30.8%	24	9.0%
Do you attribute your promotion or salary increase to skills acquired at Delgado?*	112	69.6%	21	13.0%	28	17.4%
Are you generally satisfied with your chosen occupation?*	224	84.2%	18	6.8%	24	9.0%

*Averages based on only those students who responded as being employed.

**Averages based on only those students who responded as receiving a salary increase.

How long did it take you to find a job after graduating?

Was already employed	130	48.9%
Less than three months	109	41.0%
Three to six months	11	4.1%
More than six months	12	4.5%
(No Response)	4	1.5%
Total	266	100.0%



Employment Experiences

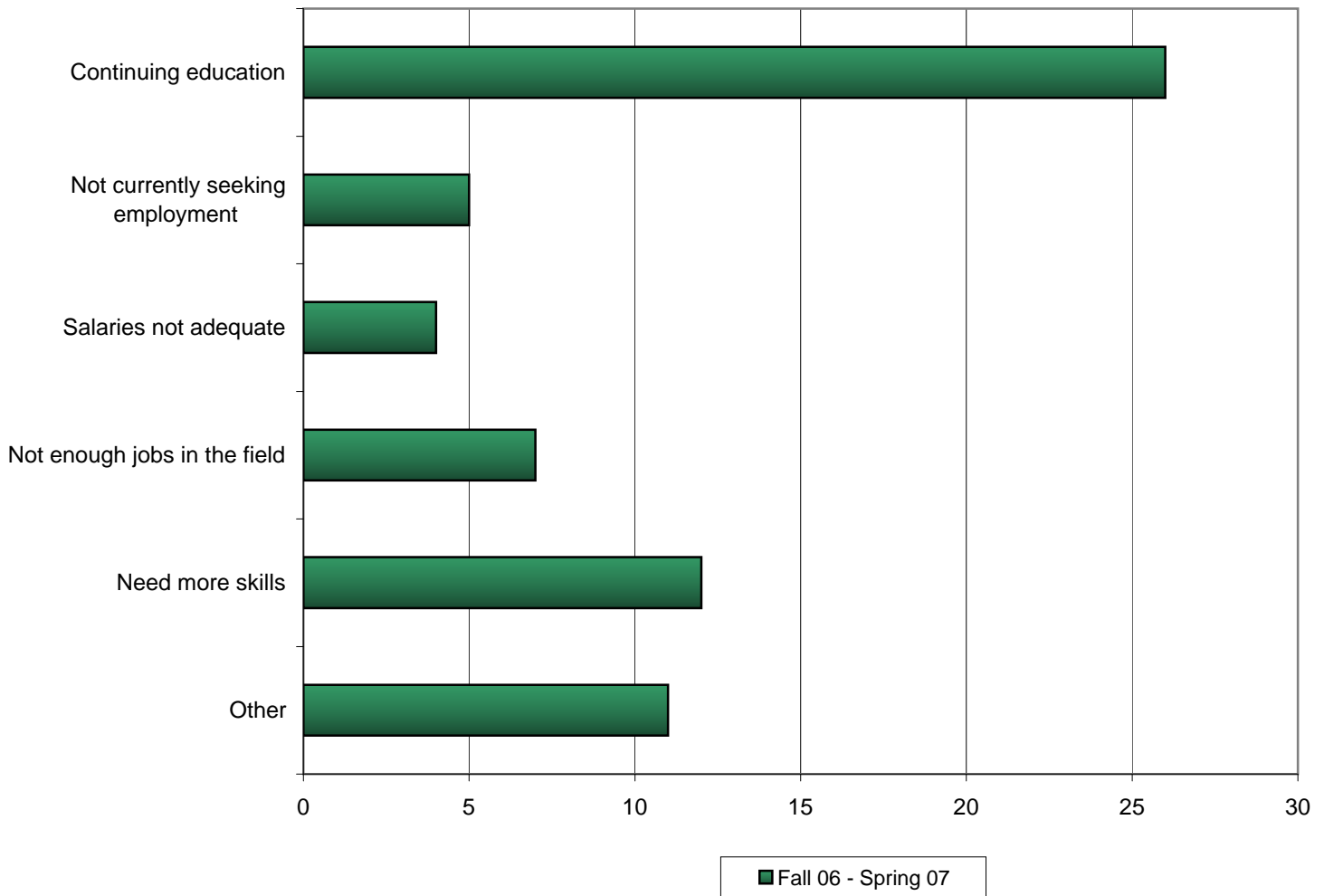
Reasons why graduates are unemployed or employed in a field unrelated to their field of study*

Continuing education	26	40.0%
Not currently seeking employment	5	7.7%
Salaries not adequate	4	6.2%
Not enough jobs in the field	7	10.8%
Need more skills	12	18.5%
Other	11	16.9%
Total	65	100.0%

*Table contains multiple responses.



Why Graduates are not Employed in their Field of Study



Employment Experiences

Level of Satisfaction in relation to job preparedness:	Average Rating*	
	Number	Average
	Spring 2006	
I feel well prepared to efficiently and effectively perform my job duties	123	4.30
My program of study at Delgado prepared me for my career goal	122	4.16

* Scale is 1 to 5, 5 = Strongly Agree

** Percentage of students who responded Agree or Strongly Agree

% of students who responded positively**	
Number	Average
Spring 2006	
104	84.6%
92	75.4%

Educational Experience at Delgado

Level of Satisfaction with your educational experience in relation to the field of study:	Average Rating*	
	Number	Average
	Fall 06 - Spr 07	
The program was logically organized; the material built from course to course	145	4.17
The program could be completed in a reasonable amount of time	145	4.16
The length of the program is appropriate to learn the material needed to start a career in this field	142	4.02
There was a good balance between theoretical material and applied learning in the program	145	4.08
Instructors were usually available to students outside the classroom	144	4.27
Instructional methods were effective in presenting the material	146	4.09
Course contents were up-to-date, giving good preparation in this field	146	4.13
Equipment and labs were modern and up to industry standards	138	3.86
I was satisfied with the quality of instruction I received	147	4.15
I would recommend this program at Delgado to others	147	4.22
I was satisfied with the quality of advising received	140	3.88
The advising I received kept me "on track" toward program completion	135	3.81

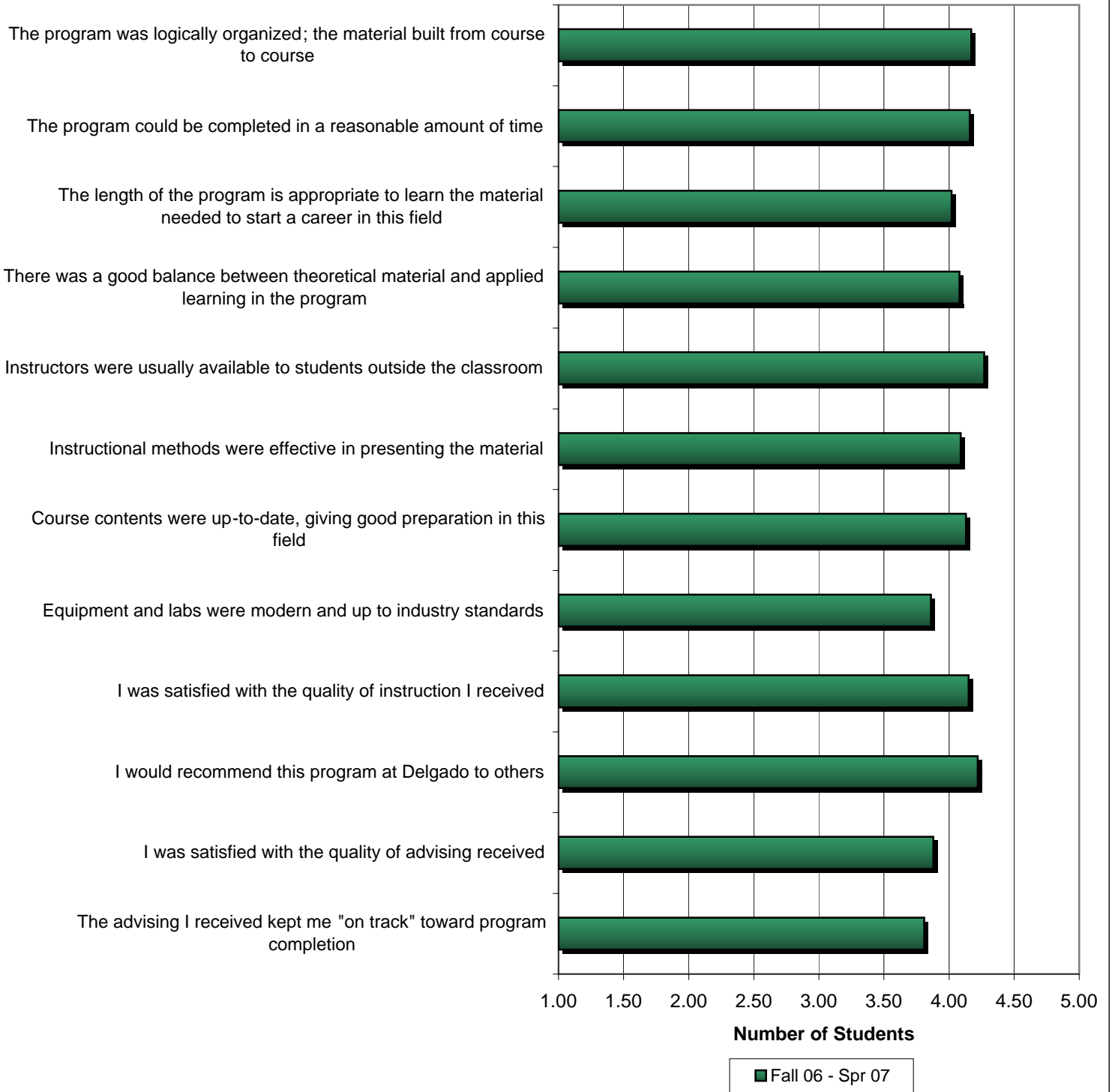
* Scale is 1 to 5, 5 = Strongly Agree

** Percentage of students who responded Agree or Strongly Agree

% of students who responded positively**	
Number	Average
Fall 06 - Spr 07	
124	85.5%
124	85.5%
115	81.0%
119	82.1%
117	81.3%
119	81.5%
124	84.9%
101	73.2%
122	83.0%
123	83.7%
99	70.7%
87	64.4%

Educational Experience at Delgado

Fall 06 - Spring 07 Level of Satisfaction with Educational Experience



Wages of Graduates

Delgado Major	Number used in Average	Wage Per Hour*	Number used in Average	Wage Per Hour in Field*
Accounting	7	14.04	6	14.41
Administrative Office Technology	5	12.68	5	12.68
Business Administration	12	14.64	8	13.97
Business & Management	5	16.61	4	17.03
Computer Aided Drafting & Design	1	**	1	**
Care and Development of Young Children	19	10.58	9	10.76
Computer Information Technology	6	10.22	1	**
Computer Network Technology	2	**	1	**
Construction Technology - Architectural Tech.	2	**	1	**
Criminal Justice	3	13.9	1	**
Culinary Arts	1	**	1	**
Dietetic Technician	1	**	1	**
Electrical Electronics Engineering Technology	2	**	2	**
Funeral Service Education	1	**	1	**
General Studies	9	11.01	5	13.41
Health Information Technology		n/a		n/a
Horticulture	1	**	0	
Interior Design	2	**	1	**
Legal Secretary	2	**	1	**
Motor Vehicle Technology	2	**	2	**
Nursing		n/a		n/a
Performance & Media Arts	2	**		
Pharmacy Technician	2	**	2	**
Physical Therapy Assisting		n/a		n/a
Radiological Technology		n/a		n/a
Respiratory Care Technology		n/a		n/a
Safety	2	**	2	**
Surgical Technology		n/a		n/a
Visual Communications	1	**	1	**

*Wages are self-reported. Hours worked was assumed to be forty if the graduate did not specify.

**Less than 3 respondents.

Accounting Associate of Science

Total Graduates	39	
Total Respondents	11	28.2%
Number Continuing Education	4	36.4%

Number of Delgado Non-Developmental Credit Hours Unable to Transfer

3 to 6	0	0.0%
7 to 12	0	0.0%
13 to 21	0	0.0%
More than 21	3	100.0%
All transferred	0	0.0%
No response	0	0.0%
Total	3	100.0%

Reasons Delgado Non-Developmental Credit Hours were not Transferred

Changed Major	0	0.0%
No comparable course	0	0.0%
Grade in course	0	0.0%
Other	1	33.3%
No response	2	66.7%
Total	3	100.0%

Level of Satisfaction in relation to the field of study:	Rating*			Students who responded positively**		
	Number	Average		Number	Average	
	Fall 06 - Spr 07			Fall 06 - Spr 07		
I feel well prepared from my studies at Delgado to continue my education	3	4.00		2	66.7%	
I had little or no problems transferring to a four-year institution	3	4.00		2	66.7%	
I was able to transfer most of my credits earned at Delgado to my four-year institution	3	4.00		2	66.7%	

* Scale is 1 to 5, 5 = Strongly Agree

** Percentage of students who responded Agree or Strongly Agree

Employment Analysis	Yes	%
Are you currently employed?	8	72.7%
Are you generally satisfied with your chosen occupation?	6	75.0%
Is your job related to your field of study?	7	87.5%

How long did it take you to find a job after graduating?

Was already employed	7	87.5%
Less than three months	1	12.5%
Three to six months	0	0.0%
More than six months	0	0.0%
Total	8	100.0%

Accounting Associate of Science

Reasons why graduates are unemployed or employed in a field unrelated to their field of study*

Continuing education	2	100.0%
Not currently seeking employment	0	0.0%
Salaries not adequate	0	0.0%
Not enough jobs in the field	0	0.0%
Need more skills	0	0.0%
Other	0	0.0%
Total	2	100.0%

*Table contains multiple responses.

Level of Satisfaction in relation to job preparedness:	Rating*		Students who responded positively**	
	Number	Average	Number	Average
	Fall 06 - Spr 07		Fall 06 - Spr 07	
I feel well prepared to efficiently and effectively perform my job duties	8	4.13	6	75.0%
My program of study at Delgado prepared me for my career goal	8	3.75	5	62.5%

* Scale is 1 to 5, 5 = Strongly Agree

** Percentage of students who responded Agree or Strongly Agree

Level of Satisfaction with your educational experience in relation to the field of study:	Rating*		Students who responded positively**	
	Number	Average	Number	Average
	Fall 06 - Spr 07		Fall 06 - Spr 07	
The program was logically organized; the material built from course to course	11	3.82	8	72.7%
The program could be completed in a reasonable amount of time	11	3.55	7	63.6%
The length of the program is appropriate to learn the material needed to start a career in this field	11	4.00	10	90.9%
There was a good balance between theoretical material and applied learning in the program	11	3.60	6	60.0%
Instructors were usually available to students outside the classroom	11	4.18	9	81.8%
Instructional methods were effective in presenting the material	11	3.82	9	81.8%
Course contents were up-to-date, giving good preparation in this field	11	4.00	10	90.9%
Equipment and labs were modern and up to industry standards	11	3.73	8	72.7%
I was satisfied with the quality of instruction I received	11	3.91	10	90.9%
I would recommend this program at Delgado to others	11	4.00	10	90.9%
I was satisfied with the quality of advising received	11	3.55	6	54.5%
The advising I received kept me "on track" toward program completion	11	3.30	4	40.0%

* Scale is 1 to 5, 5 = Strongly Agree

** Percentage of students who responded Agree or Strongly Agree

**Administrative Office Technology
Associate of Applied Science**

Total Graduates	15	
Total Respondents	5	33.3%
Number Continuing Education	2	40.0%

**Number of Delgado Non-Developmental
Credit Hours Unable to Transfer**

3 to 6	0	0.0%
7 to 12	0	0.0%
13 to 21	0	0.0%
More than 21	2	100.0%
All transferred	0	0.0%
No response	0	0.0%
Total	2	100.0%

**Reasons Delgado Non-Developmental
Credit Hours were not Transferred**

Changed Major	1	50.0%
No comparable course	0	0.0%
Grade in course	0	0.0%
Other	0	0.0%
No response	1	50.0%
Total	2	100.0%

Level of Satisfaction in relation to the field of study:	Rating*			Students who responded positively**		
	Number	Average		Number	Average	
	Fall 06 - Spr 07			Fall 06 - Spr 07		
I feel well prepared from my studies at Delgado to continue my education	***	***		***	***	
I had little or no problems transferring to a four-year institution	***	***		***	***	
I was able to transfer most of my credits earned at Delgado to my four-year institution	***	***		***	***	

* Scale is 1 to 5, 5 = Strongly Agree

** Percentage of students who responded Agree or Strongly Agree

***Less than three respondents

Employment Analysis	Yes	%
Are you currently employed?	5	100.0%
Are you generally satisfied with your chosen occupation?	3	60.0%
Is your job related to your field of study?	5	100.0%

How long did it take you to find a job after graduating?

Was already employed	2	40.0%
Less than three months	0	0.0%
Three to six months	1	20.0%
More than six months	2	40.0%
Total	5	100.0%

Administrative Office Technology Associate of Applied Science

Reasons why graduates are unemployed or employed in a field unrelated to their field of study*

Continuing education	0	0.0%
Not currently seeking employment	0	0.0%
Salaries not adequate	0	0.0%
Not enough jobs in the field	0	0.0%
Need more skills	0	0.0%
Other	0	0.0%
Total	0	0.0%

*Table contains multiple responses.

Level of Satisfaction in relation to job preparedness:	Rating*		Students who responded positively**	
	Number	Average	Number	Average
	Fall 06 - Spr 07		Fall 06 - Spr 07	
I feel well prepared to efficiently and effectively perform my job duties	5	3.80	3	60.0%
My program of study at Delgado prepared me for my career goal	5	3.80	3	60.0%

* Scale is 1 to 5, 5 = Strongly Agree

** Percentage of students who responded Agree or Strongly Agree

Level of Satisfaction with your educational experience in relation to the field of study:	Rating*		Students who responded positively**	
	Number	Average	Number	Average
	Fall 06 - Spr 07		Fall 06 - Spr 07	
The program was logically organized; the material built from course to course	5	3.60	3	60.0%
The program could be completed in a reasonable amount of time	5	3.60	4	80.0%
The length of the program is appropriate to learn the material needed to start a career in this field	5	3.40	3	60.0%
There was a good balance between theoretical material and applied learning in the program	5	4.00	4	80.0%
Instructors were usually available to students outside the classroom	5	3.40	2	40.0%
Instructional methods were effective in presenting the material	5	3.40	3	60.0%
Course contents were up-to-date, giving good preparation in this field	5	3.60	3	60.0%
Equipment and labs were modern and up to industry standards	5	4.00	3	60.0%
I was satisfied with the quality of instruction I received	5	4.00	3	60.0%
I would recommend this program at Delgado to others	5	4.00	3	60.0%
I was satisfied with the quality of advising received	4	3.23	2	50.0%
The advising I received kept me "on track" toward program completion	3	2.33	0	0.0%

* Scale is 1 to 5, 5 = Strongly Agree

** Percentage of students who responded Agree or Strongly Agree

**Business Administration
Associate of Science**

Total Graduates	50	
Total Respondents	17	34.0%
Number Continuing Education	7	41.2%

**Number of Delgado Non-Developmental
Credit Hours Unable to Transfer***

3 to 6	0	0.0%
7 to 12	1	20.0%
13 to 21	1	20.0%
More than 21	2	40.0%
All transferred	1	20.0%
No response	0	0.0%
Total	5	100.0%

**Reasons Delgado Non-Developmental
Credit Hours were not Transferred***

Changed Major	1	50.0%
No comparable course	1	50.0%
Grade in course	0	0.0%
Other	0	0.0%
No response	0	0.0%
Total	2	100.0%

Level of Satisfaction in relation to the field of study:	Rating*			Students who responded positively**		
	Number	Average		Number	Average	
	Fall 06 - Spr 07			Fall 06 - Spr 07		
I feel well prepared from my studies at Delgado to continue my education	4	5.0		4	100%	
I had little or no problems transferring to a four-year institution	4	4.5		4	100%	
I was able to transfer most of my credits earned at Delgado to my four-year institution	4	4.8		4	100%	

* Scale is 1 to 5, 5 = Strongly Agree

** Percentage of students who responded Agree or Strongly Agree

Employment Analysis	Yes	%
Are you currently employed?	14	82.4%
Are you generally satisfied with your chosen occupation?	11	78.6%
Is your job related to your field of study?	9	64.3%

How long did it take you to find a job after graduating?

Was already employed	10	83.3%
Less than three months	2	16.7%
Three to six months	0	0.0%
More than six months	0	0.0%
Total	12	100.0%

Business Administration Associate of Science

Reasons why graduates are unemployed or employed in a field unrelated to their field of study*

Continuing education	2	25.0%
Not currently seeking employment	2	25.0%
Salaries not adequate	0	0.0%
Not enough jobs in the field	1	12.5%
Need more skills	3	37.5%
Other	0	0.0%
Total	8	100.0%

*Table contains multiple responses.

Level of Satisfaction in relation to job preparedness:	Rating*		Students who responded positively**	
	Number	Average	Number	Average
	Fall 06 - Spr 07		Fall 06 - Spr 07	
I feel well prepared to efficiently and effectively perform my job duties	11	4.55	11	100.0%
My program of study at Delgado prepared me for my career goal	11	3.82	7	63.6%

* Scale is 1 to 5, 5 = Strongly Agree

** Percentage of students who responded Agree or Strongly Agree

Level of Satisfaction with your educational experience in relation to the field of study:	Rating*		Students who responded positively**	
	Number	Average	Number	Average
	Fall 06 - Spr 07		Fall 06 - Spr 07	
The program was logically organized; the material built from course to course	16	4.44	16	100.0%
The program could be completed in a reasonable amount of time	16	4.38	16	100.0%
The length of the program is appropriate to learn the material needed to start a career in this field	16	4.19	15	93.8%
There was a good balance between theoretical material and applied learning in the program	16	4.13	15	93.8%
Instructors were usually available to students outside the classroom	16	4.50	14	87.5%
Instructional methods were effective in presenting the material	16	4.13	14	87.5%
Course contents were up-to-date, giving good preparation in this field	16	4.31	16	100.0%
Equipment and labs were modern and up to industry standards	13	3.85	10	76.9%
I was satisfied with the quality of instruction I received	16	4.31	15	93.8%
I would recommend this program at Delgado to others	16	4.50	16	100.0%
I was satisfied with the quality of advising received	15	4.07	12	80.0%
The advising I received kept me "on track" toward program completion	14	4.14	9	64.3%

* Scale is 1 to 5, 5 = Strongly Agree

** Percentage of students who responded Agree or Strongly Agree

**Computer Aided Design and Drafting
Associate of Applied Science, Certificate**

Total Graduates	7	
Total Respondents	3	42.9%
Number Continuing Education	3	100.0%

**Number of Delgado Non-Developmental
Credit Hours Unable to Transfer**

3 to 6	0	0.0%
7 to 12	0	0.0%
13 to 21	1	33.3%
More than 21	0	0.0%
All transferred	0	0.0%
No response	2	66.7%
Total	3	100.0%

**Reasons Delgado Non-Developmental
Credit Hours were not Transferred**

Changed Major	0	0.0%
No comparable course	1	33.3%
Grade in course	0	0.0%
Other	0	0.0%
No response	2	66.7%
Total	3	100.0%

Level of Satisfaction in relation to the field of study:	Rating			Students who responded positively		
	Number	Average		Number	Average	
	Fall 06 - Spr 07			Fall 06 - Spr 07		
I feel well prepared from my studies at Delgado to continue my education	***	***		***	***	
I had little or no problems transferring to a four-year institution	***	***		***	***	
I was able to transfer most of my credits earned at Delgado to my four-year institution	***	***		***	***	

***Less than three respondents

Employment Analysis	Yes	%
Are you currently employed?	3	100.0%
Are you generally satisfied with your chosen occupation?	3	100.0%
Is your job related to your field of study?	3	100.0%

How long did it take you to find a job after graduating?

Was already employed	3	100.0%
Less than three months	0	0.0%
Three to six months	0	0.0%
More than six months	0	0.0%
Total	3	100.0%

Computer Aided Design and Drafting Associate of Applied Science, Certificate

Reasons why graduates are unemployed or employed in a field unrelated to their field of study*

Continuing education		0.0%
Not currently seeking employment		0.0%
Salaries not adequate		0.0%
Not enough jobs in the field		0.0%
Need more skills		0.0%
Other		0.0%
Total		0.0%

*Table contains multiple responses.

Level of Satisfaction in relation to job preparedness:	Rating*			Students who responded positively**		
	Number	Average		Number	Average	
	Fall 06 - Spr 07			Fall 06 - Spr 07		
I feel well prepared to efficiently and effectively perform my job duties	3	3.33		2	66.7%	
My program of study at Delgado prepared me for my career goal	3	4.67		3	100.0%	

* Scale is 1 to 5, 5 = Strongly Agree

** Percentage of students who responded Agree or Strongly Agree

Level of Satisfaction with your educational experience in relation to the field of study:	Rating*			Students who responded positively**		
	Number	Average		Number	Average	
	Fall 06 - Spr 07			Fall 06 - Spr 07		
The program was logically organized; the material built from course to course	3	4.33		3	100.0%	
The program could be completed in a reasonable amount of time	3	4.00		2	66.7%	
The length of the program is appropriate to learn the material needed to start a career in this field	3	4.00		2	66.7%	
There was a good balance between theoretical material and applied learning in the program	3	3.67		1	33.3%	
Instructors were usually available to students outside the classroom	3	3.67		2	67.7%	
Instructional methods were effective in presenting the material	3	4.00		2	67.7%	
Course contents were up-to-date, giving good preparation in this field	3	4.00		2	67.7%	
Equipment and labs were modern and up to industry standards	3	4.33		3	100.0%	
I was satisfied with the quality of instruction I received	3	4.00		2	67.7%	
I would recommend this program at Delgado to others	3	4.33		2	67.7%	
I was satisfied with the quality of advising received	3	3.33		1	33.3%	
The advising I received kept me "on track" toward program completion	3	3.67		1	33.3%	

* Scale is 1 to 5, 5 = Strongly Agree

** Percentage of students who responded Agree or Strongly Agree

**Care & Development of Young Children
Associate of Applied Science**

Total Graduates	34	
Total Respondents	19	55.9%
Number Continuing Education	10	52.6%

**Number of Delgado Non-Developmental
Credit Hours Unable to Transfer**

3 to 6	1	11.1%
7 to 12	1	11.1%
13 to 21	0	0.0%
More than 21	3	33.3%
All transferred	0	0.0%
No response	4	44.4%
Total	9	100.0%

**Reasons Delgado Non-Developmental
Credit Hours were not Transferred**

Changed Major	1	11.1%
No comparable course	6	66.7%
Grade in course	0	0.0%
Other	2	22.2%
No response	0	0.0%
Total	9	100.0%

Level of Satisfaction in relation to the field of study:	Rating*			Students who responded positively*		
	Number	Average		Number	Average	
	Fall 06 - Spr 07			Fall 06 - Spr 07		
I feel well prepared from my studies at Delgado to continue my education	9	3.78		5	55.6%	
I had little or no problems transferring to a four-year institution	9	3.67		5	55.6%	
I was able to transfer most of my credits earned at Delgado to my four-year institution	9	2.89		3	33.3%	

* Scale is 1 to 5, 5 = Strongly Agree

** Percentage of students who responded Agree or Strongly Agree

***Less than three respondents

Employment Analysis	Yes	%
Are you currently employed?	15	78.9%
Are you generally satisfied with your chosen occupation?	14	93.3%
Is your job related to your field of study?	12	80.0%

How long did it take you to find a job after graduating?

Was already employed	9	60.0%
Less than three months	3	20.0%
Three to six months	0	0.0%
More than six months	3	20.0%
Total	15	100.0%

Care & Development of Young Children Associate of Applied Science

Reasons why graduates are unemployed or employed in a field unrelated to their field of study

Continuing education	2	28.6%
Not currently seeking employment	2	28.6%
Salaries not adequate	2	28.6%
Not enough jobs in the field	0	0.0%
Need more skills	4	57.1%
Other	1	14.3%
Total	7	100.0%

Level of Satisfaction in relation to job preparedness:	Rating*			Students who responded positively**		
	Number	Average		Number	Average	
	Fall 06 - Spr 07			Fall 06 - Spr 07		
I feel well prepared to efficiently and effectively perform my job duties	13	4.54		11	84.6%	
My program of study at Delgado prepared me for my career goal	13	4.46		11	84.6%	

* Scale is 1 to 5, 5 = Strongly Agree

** Percentage of students who responded Agree or Strongly Agree

Level of Satisfaction with your educational experience in relation to the field of study:	Rating*			Students who responded positively**		
	Number	Average		Number	Average	
	Fall 06 - Spr 07			Fall 06 - Spr 07		
The program was logically organized; the material built from course to course	19	4.16		16	84.2%	
The program could be completed in a reasonable amount of time	19	3.95		14	73.7%	
The length of the program is appropriate to learn the material needed to start a career in this field	18	4.11		14	73.7%	
There was a good balance between theoretical material and applied learning in the program	19	4.11		15	78.9%	
Instructors were usually available to students outside the classroom	18	4.11		13	72.2%	
Instructional methods were effective in presenting the material	19	4.05		12	63.2%	
Course contents were up-to-date, giving good preparation in this field	19	4.26		16	84.2%	
Equipment and labs were modern and up to industry standards	19	4.00		14	73.7%	
I was satisfied with the quality of instruction I received	19	4.11		15	78.9%	
I would recommend this program at Delgado to others	19	3.95		13	68.4%	
I was satisfied with the quality of advising received	19	3.79		12	63.2%	
The advising I received kept me "on track" toward program completion	19	3.74		12	63.2%	

* Scale is 1 to 5, 5 = Strongly Agree

** Percentage of students who responded Agree or Strongly Agree

Computer Information Technology Associate of Applied Science

Total Graduates	24	
Total Respondents	9	37.5%
Number Continuing Education	5	55.6%

Number of Delgado Non-Developmental Credit Hours Unable to Transfer

3 to 6	1	20.0%
7 to 12	0	0.0%
13 to 21	1	20.0%
More than 21	2	40.0%
All transferred	0	0.0%
No response	1	20.0%
Total	5	100.0%

Reasons Delgado Non-Developmental Credit Hours were not Transferred

Changed Major	0	0.0%
No comparable course	4	80.0%
Grade in course	0	0.0%
Other	0	0.0%
No response	1	20.0%
Total	5	100.0%

Level of Satisfaction in relation to the field of study:	Rating*		Students who responded positively**		
	Number	Average	Number	Average	
	Fall 06 - Spr 07		Fall 06 - Spr 07		
I feel well prepared from my studies at Delgado to continue my education	4	4.75	4	100.0%	
I had little or no problems transferring to a four-year institution	4	4.50	4	100.0%	
I was able to transfer most of my credits earned at Delgado to my four-year institution	4	4.50	4	100.0%	

* Scale is 1 to 5, 5 = Strongly Agree

** Percentage of students who responded Agree or Strongly Agree

Employment Analysis	Yes	%
Are you currently employed?	8	88.9%
Are you generally satisfied with your chosen occupation?	5	62.5%
Is your job related to your field of study?	2	25.0%

How long did it take you to find a job after graduating?*

Was already employed	5	62.5%
Less than three months	0	0.0%
Three to six months	1	12.5%
More than six months	2	25.0%
Total	8	100.0%

*Less than three respondents

Computer Information Technology Associate of Applied Science

Reasons why graduates are unemployed or employed in a field unrelated to their field of study*

Continuing education	4	50.0%
Not currently seeking employment		0.0%
Salaries not adequate	1	12.5%
Not enough jobs in the field	4	50.0%
Need more skills	1	12.5%
Other	1	12.5%
Total	8	137.5%

*Table contains multiple responses.

Level of Satisfaction in relation to job preparedness:	Rating*		Students who responded positively**	
	Number	Average	Number	Average
	Fall 06 - Spr 07		Fall 06 - Spr 07	
I feel well prepared to efficiently and effectively perform my job duties	8	4.13	7	87.5%
My program of study at Delgado prepared me for my career goal	8	3.88	6	75.0%

* Scale is 1 to 5, 5 = Strongly Agree

** Percentage of students who responded Agree or Strongly Agree

Level of Satisfaction with your educational experience in relation to the field of study:	Rating*		Students who responded positively**	
	Number	Average	Number	Average
	Fall 06 - Spr 07		Fall 06 - Spr 07	
The program was logically organized; the material built from course to course	9	4.11	9	100.0%
The program could be completed in a reasonable amount of time	9	4.33	9	100.0%
The length of the program is appropriate to learn the material needed to start a career in this field	9	4.00	8	88.9%
There was a good balance between theoretical material and applied learning in the program	9	4.11	8	88.9%
Instructors were usually available to students outside the classroom	8	4.13	7	87.5%
Instructional methods were effective in presenting the material	9	3.89	8	88.9%
Course contents were up-to-date, giving good preparation in this field	9	4.11	8	88.9%
Equipment and labs were modern and up to industry standards	9	4.44	9	100.0%
I was satisfied with the quality of instruction I received	9	4.11	8	88.9%
I would recommend this program at Delgado to others	9	4.33	8	88.9%
I was satisfied with the quality of advising received	8	3.63	6	75.0%
The advising I received kept me "on track" toward program completion	8	3.38	4	50.0%

* Scale is 1 to 5, 5 = Strongly Agree

** Percentage of students who responded Agree or Strongly Agree

Computer Network Technology Associate of Applied Science

Total Graduates	14	
Total Respondents	3	21.4%
Number Continuing Education	0	0.0%

Number of Delgado Non-Developmental Credit Hours Unable to Transfer

3 to 6	na	
7 to 12	na	
13 to 21	na	
More than 21	na	
All transferred	na	
No response	na	
Total	na	

Reasons Delgado Non-Developmental Credit Hours were not Transferred

Changed Major	na	
No comparable course	na	
Grade in course	na	
Other	na	
No response	na	
Total	na	

Level of Satisfaction in relation to the field of study:	Rating*		Students who responded positively**		
	Number	Average	Number	Average	
	Fall 06 - Spr 07		Fall 06 - Spr 07		
I feel well prepared from my studies at Delgado to continue my education	na		na		
I had little or no problems transferring to a four-year institution	na		na		
I was able to transfer most of my credits earned at Delgado to my four-year institution	na		na		

* Scale is 1 to 5, 5 = Strongly Agree

** Percentage of students who responded Agree or Strongly Agree

Employment Analysis	Yes	%
Are you currently employed?	3	100.0%
Are you generally satisfied with your chosen occupation?	2	66.7%
Is your job related to your field of study?	2	66.7%

How long did it take you to find a job after graduating?

Was already employed	3	100.0%
Less than three months	0	0.0%
Three to six months	0	0.0%
More than six months	0	0.0%
Total	3	100.0%

Computer Network Technology Associate of Applied Science

Reasons why graduates are unemployed or employed in a field unrelated to their field of study*

Continuing education		n/a
Not currently seeking employment		n/a
Salaries not adequate		n/a
Not enough jobs in the field		n/a
Need more skills		n/a
Other		n/a
Total		n/a

*Table contains multiple responses.

Level of Satisfaction in relation to job preparedness:	Rating*			Students who responded positively**		
	Number	Average		Number	Average	
	Fall 06 - Spr 07			Fall 06 - Spr 07		
I feel well prepared to efficiently and effectively perform my job duties	3	4.33		3	100.0%	
My program of study at Delgado prepared me for my career goal	3	3.67		2	66.7%	

* Scale is 1 to 5, 5 = Strongly Agree

** Percentage of students who responded Agree or Strongly Agree

Level of Satisfaction with your educational experience in relation to the field of study:	Rating*			Students who responded positively**		
	Number	Average		Number	Average	
	Fall 06 - Spr 07			Fall 06 - Spr 07		
The program was logically organized; the material built from course to course	3	3.67		2	66.7%	
The program could be completed in a reasonable amount of time	3	4.00		2	66.7%	
The length of the program is appropriate to learn the material needed to start a career in this field	3	3.00		2	66.7%	
There was a good balance between theoretical material and applied learning in the program	3	3.67		2	66.7%	
Instructors were usually available to students outside the classroom	3	3.67		2	66.7%	
Instructional methods were effective in presenting the material	3	3.33		2	66.7%	
Course contents were up-to-date, giving good preparation in this field	3	3.33		2	66.7%	
Equipment and labs were modern and up to industry standards	3	4.00		2	66.7%	
I was satisfied with the quality of instruction I received	3	3.00		2	66.7%	
I would recommend this program at Delgado to others	3	3.00		2	66.7%	
I was satisfied with the quality of advising received	3	4.00		2	66.7%	
The advising I received kept me "on track" toward program completion	3	4.00		2	66.7%	

* Scale is 1 to 5, 5 = Strongly Agree

** Percentage of students who responded Agree or Strongly Agree

**Construction Technology/Architectural/Design
Associate of Applied Technology**

Total Graduates	12	
Total Respondents	3	25.0%
Number Continuing Education	2	66.7%

**Number of Delgado Non-Developmental
Credit Hours Unable to Transfer***

3 to 6	***	
7 to 12	***	
13 to 21	***	
More than 21	***	
All transferred	***	
No response	***	
Total	***	

***Less than three respondents

**Reasons Delgado Non-Developmental
Credit Hours were not Transferred***

Changed Major	***	
No comparable course	***	
Grade in course	***	
Other	***	
No response	***	
Total	***	

*Less than three respondents

Level of Satisfaction in relation to the field of study:	Rating*			Students who responded positively**		
	Number	Average		Number	Average	
	Fall 06 - Spr 07			Fall 06 - Spr 07		
I feel well prepared from my studies at Delgado to continue my education	***	***		***	***	
I had little or no problems transferring to a four-year institution	***	***		***	***	
I was able to transfer most of my credits earned at Delgado to my four-year institution	***	***		***	***	

* Scale is 1 to 5, 5 = Strongly Agree

** Percentage of students who responded Agree or Strongly Agree

***Less than three respondents

Employment Analysis	Yes	%
Are you currently employed?	3	100.0%
Are you generally satisfied with your chosen occupation?	3	100.0%
Is your job related to your field of study?	2	66.7%

How long did it take you to find a job after graduating?*

Was already employed	1	33.3%
Less than three months	2	66.7%
Three to six months	0	0.0%
More than six months	0	0.0%
Total	3	100.0%

Construction Technology/Architectural/Design Associate of Applied Technology

Reasons why graduates are unemployed or employed in a field unrelated to their field of study

Continuing education		0.0%
Not currently seeking employment		0.0%
Salaries not adequate		0.0%
Not enough jobs in the field		0.0%
Need more skills		0.0%
Other		0.0%
Total		0.0%

Level of Satisfaction in relation to job preparedness:	Rating*			Students who responded positively**		
	Number	Average		Number	Average	
	Fall 06 - Spr 07			Fall 06 - Spr 07		
I feel well prepared to efficiently and effectively perform my job duties	3	3.67		2	66.7%	
My program of study at Delgado prepared me for my career goal	3	4.00		2	66.7%	

* Scale is 1 to 5, 5 = Strongly Agree

** Percentage of students who responded Agree or Strongly Agree

Level of Satisfaction with your educational experience in relation to the field of study:	Rating*			Students who responded positively**		
	Number	Average		Number	Average	
	Fall 06 - Spr 07			Fall 06 - Spr 07		
The program was logically organized; the material built from course to course	3	4.33		3	100.0%	
The program could be completed in a reasonable amount of time	3	4.00		2	66.7%	
The length of the program is appropriate to learn the material needed to start a career in this field	3	4.00		2	66.7%	
There was a good balance between theoretical material and applied learning in the program	3	4.33		2	66.7%	
Instructors were usually available to students outside the classroom	3	4.33		2	66.7%	
Instructional methods were effective in presenting the material	3	4.33		3	100.0%	
Course contents were up-to-date, giving good preparation in this field	3	4.33		3	100.0%	
Equipment and labs were modern and up to industry standards	3	4.00		2	66.7%	
I was satisfied with the quality of instruction I received	3	4.00		2	66.7%	
I would recommend this program at Delgado to others	3	4.67		3	100.0%	
I was satisfied with the quality of advising received	3	4.00		2	66.7%	
The advising I received kept me "on track" toward program completion	3	4.00		2	66.7%	

* Scale is 1 to 5, 5 = Strongly Agree

** Percentage of students who responded Agree or Strongly Agree

Diagnostic Medical Sonography Certificate of Technical Studies

Total Graduates	12	
Total Respondents	8	66.7%
Number Continuing Education	1	12.5%

Number of Delgado Non-Developmental Credit Hours Unable to Transfer*

3 to 6	***	
7 to 12	***	
13 to 21	***	
More than 21	***	
All transferred	***	
No response	***	
Total	***	

***Less than three respondents

Reasons Delgado Non-Developmental Credit Hours were not Transferred*

Changed Major		
No comparable course		
Grade in course		
Other		
No response		
Total		

***Less than three respondents

Level of Satisfaction in relation to the field of study:	Rating*			Students who responded positively**		
	Number	Average		Number	Average	
	Fall 06 - Spr 07			Fall 06 - Spr 07		
I feel well prepared from my studies at Delgado to continue my education	***	***		***	***	
I had little or no problems transferring to a four-year institution	***	***		***	***	
I was able to transfer most of my credits earned at Delgado to my four-year institution	***	***		***	***	

* Scale is 1 to 5, 5 = Strongly Agree

** Percentage of students who responded Agree or Strongly Agree

***Less than three respondents

Employment Analysis	Yes	%
Are you currently employed?	8	100.0%
Are you generally satisfied with your chosen occupation?	8	100.0%
Is your job related to your field of study?	6	75.0%

How long did it take you to find a job after graduating?

Was already employed	1	12.5%
Less than three months	6	75.0%
Three to six months	1	12.5%
More than six months	0	0.0%
Total	8	100.0%

