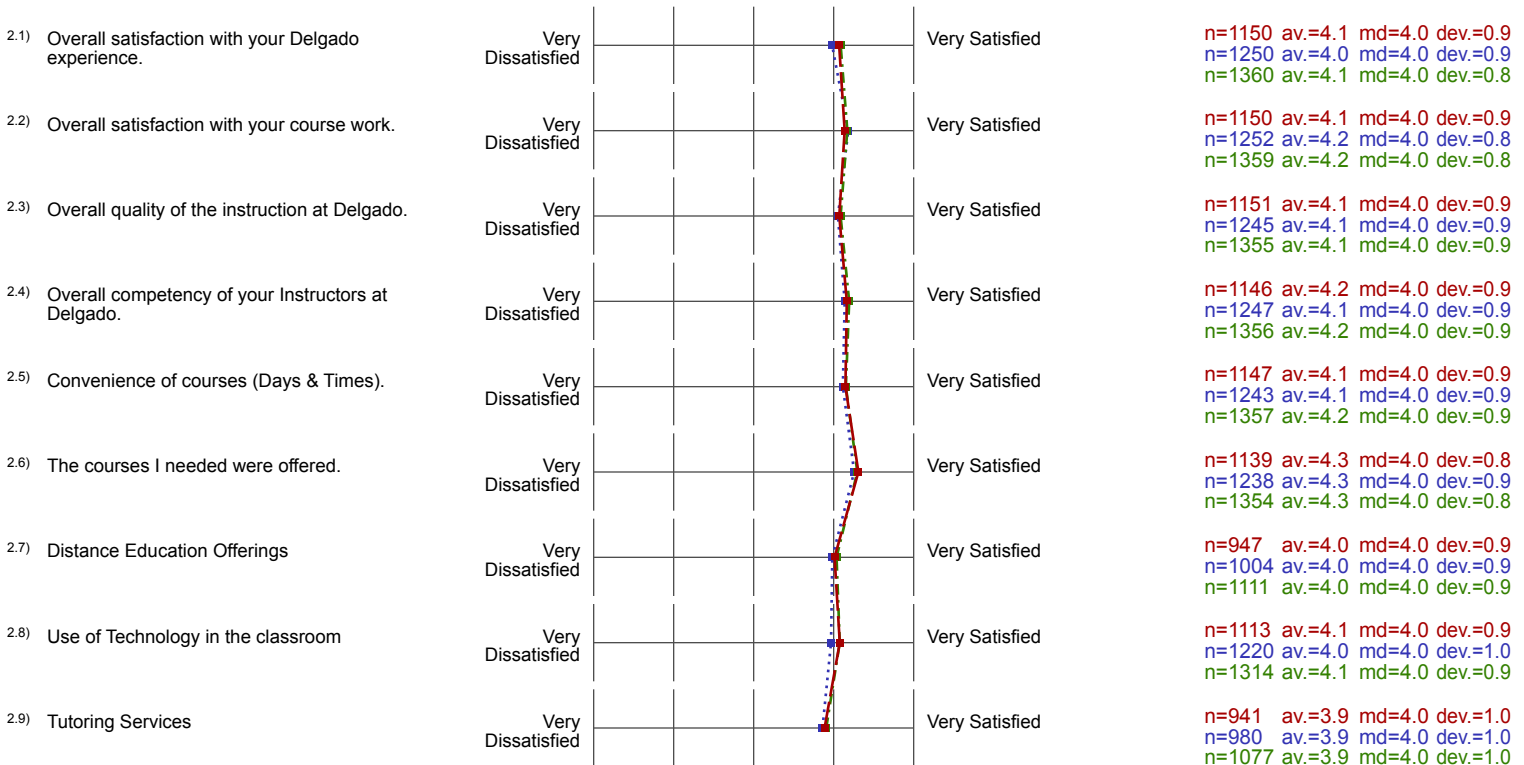


# Profile

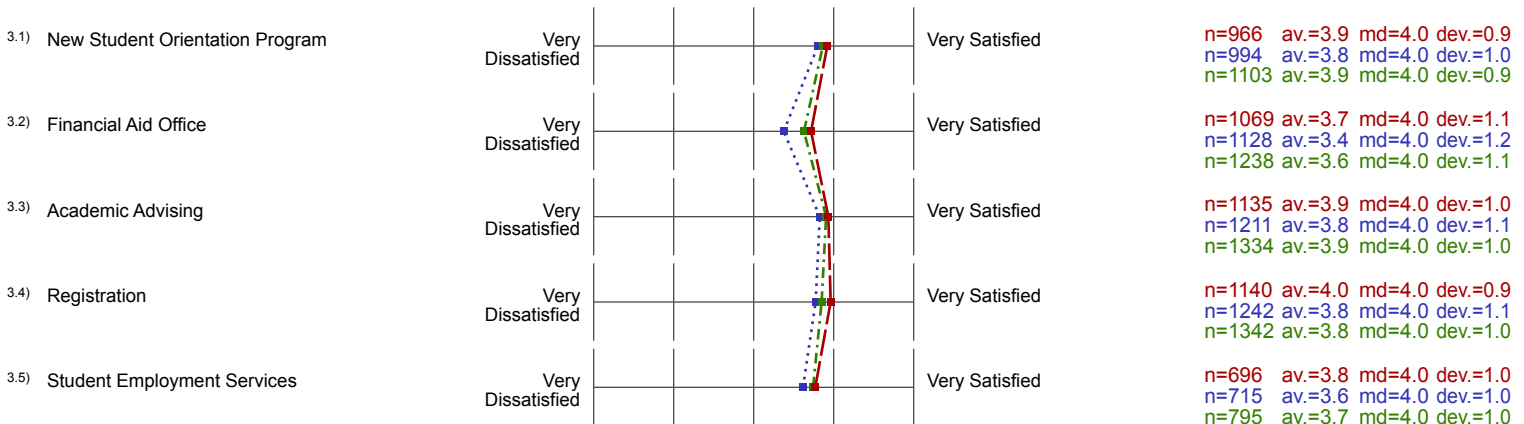


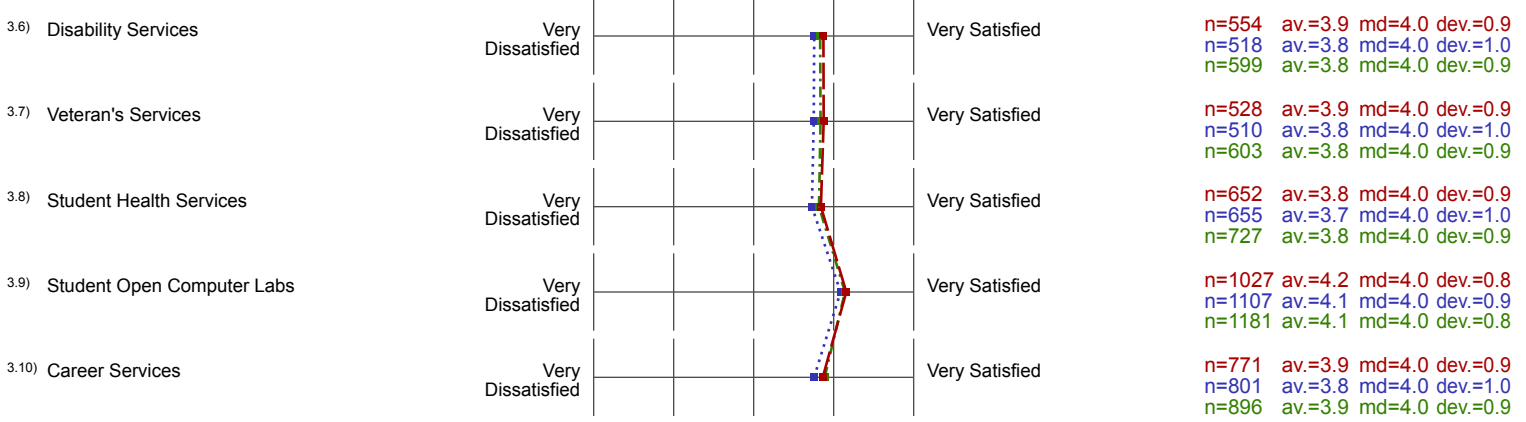
Values used in the profile line: Mean

## 2. GRAD-FEST: Level of Satisfaction with Educational Services

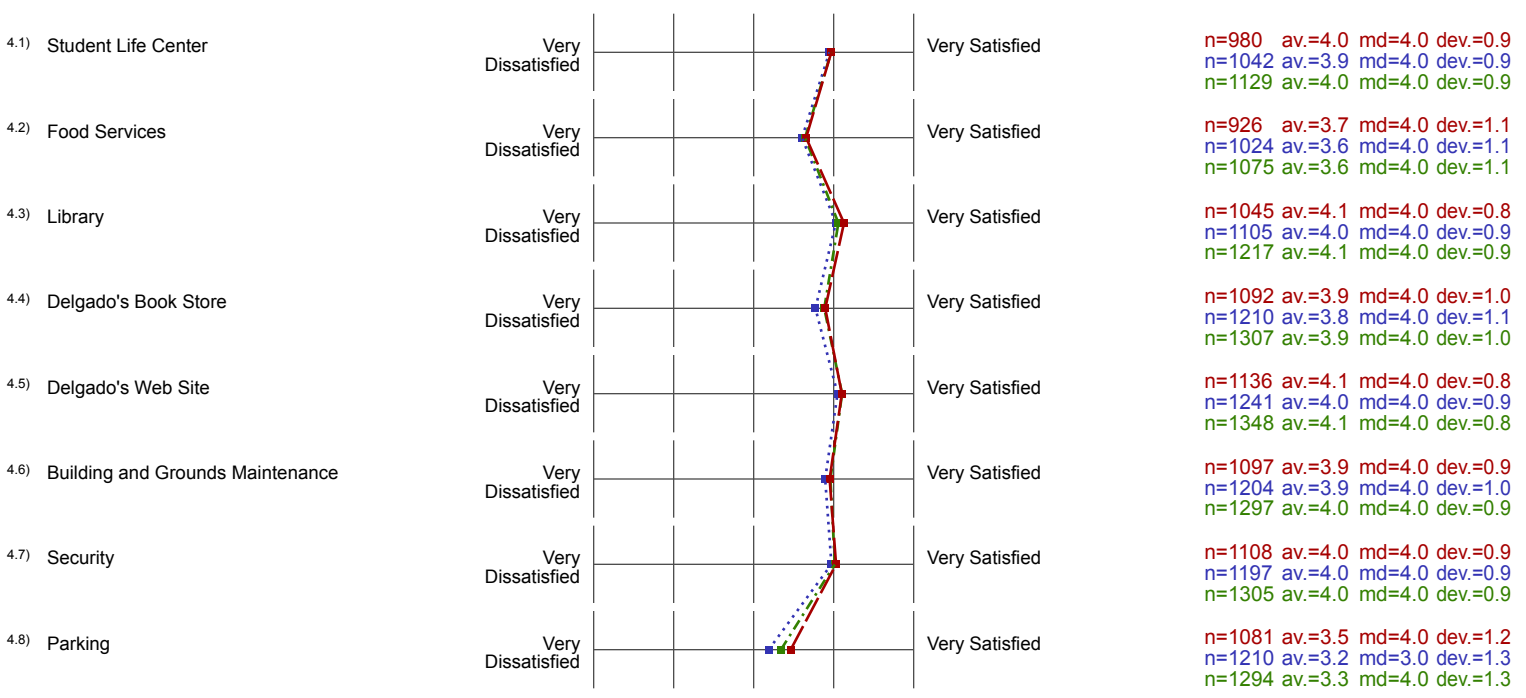


## 3. GRAD-FEST: Level of Satisfaction with Student Services

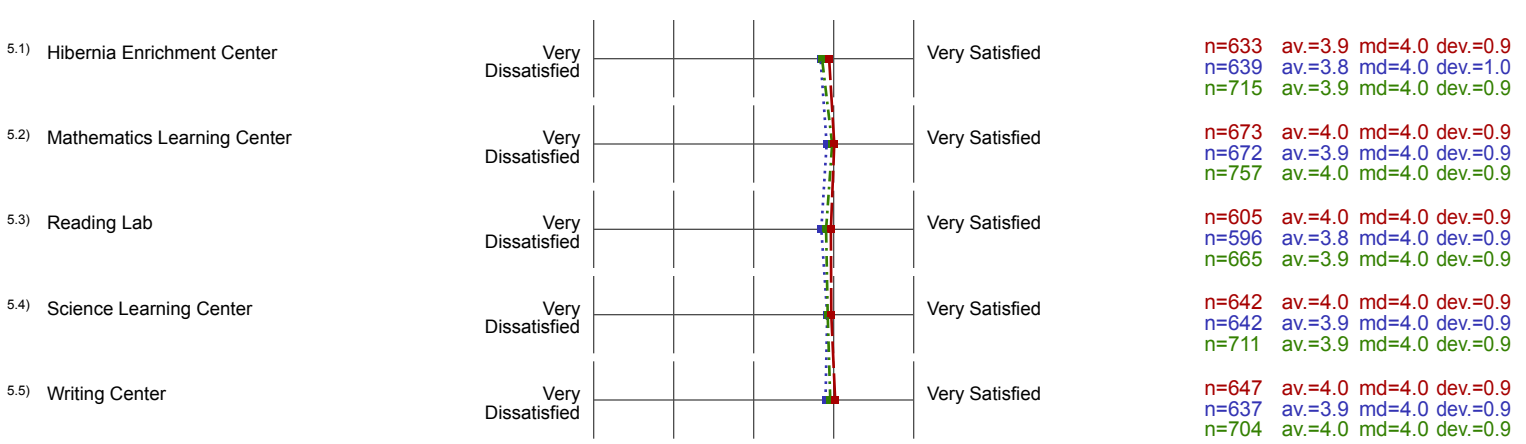




4. GRAD-FEST: Level of Satisfaction with College



5. GRAD-FEST: Level of Satisfaction with Learning Laboratories (City Park)



6. GRAD-FEST: Level of Satisfaction with Learning Laboratories (West Bank)

6.1) Learning Resources Center



n=556 av.=4.0 md=4.0 dev.=0.9  
 n=545 av.=3.9 md=4.0 dev.=0.9  
 n=610 av.=4.0 md=4.0 dev.=0.9

7. GRAD-FEST: Level of Satisfaction with Learning Laboratories (Charity)

7.1) Computer-Assisted Learning Lab



n=557 av.=4.0 md=4.0 dev.=0.9  
 n=577 av.=4.0 md=4.0 dev.=0.9  
 n=646 av.=4.0 md=4.0 dev.=0.9

7.2) Human Patient Simulator Lab



n=505 av.=4.0 md=4.0 dev.=0.9  
 n=515 av.=4.0 md=4.0 dev.=1.0  
 n=615 av.=4.0 md=4.0 dev.=0.9

7.3) Nursing Skills Lab



n=477 av.=3.9 md=4.0 dev.=0.9  
 n=499 av.=3.9 md=4.0 dev.=1.0  
 n=596 av.=3.9 md=4.0 dev.=0.9

8. GRAD-FEST: Level of Satisfaction with Learning Laboratories (Northshore)

8.1) Student Learning Resource Center



n=497 av.=4.0 md=4.0 dev.=0.9  
 n=527 av.=3.9 md=4.0 dev.=0.9  
 n=573 av.=3.9 md=4.0 dev.=0.9