

GRAD FEST AY2016-17 Survey

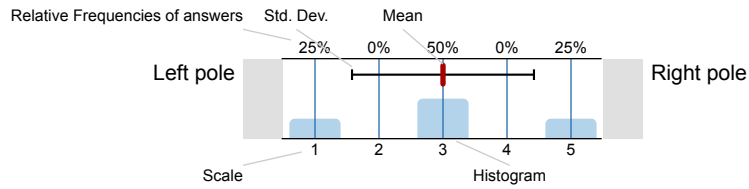
No. of responses = 1163



Survey Results

Legend

Question text




n=No. of responses
 av.=Mean
 dev.=Std. Dev.
 ab.=Abstention

1. GRAD-FEST: Demographics

1.8) Division:



1.15) Your primary Campus /Site




1.16) Gender



1.17) Ethnicity

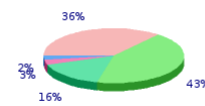


1.18) Race



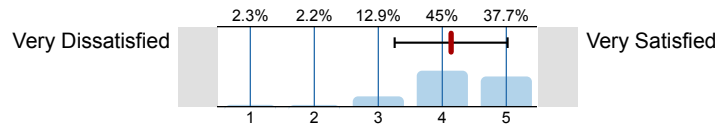
2. GRAD-FEST: Level of Satisfaction with Educational Services

2.1) Overall satisfaction with your Delgado experience.



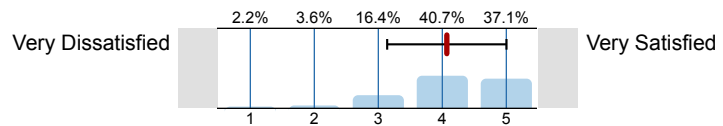
n=1150
av.=4.1
dev.=0.9
ab.=4

2.2) Overall satisfaction with your course work.



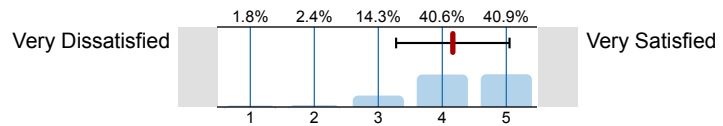
n=1150
av.=4.1
dev.=0.9

2.3) Overall quality of the instruction at Delgado.



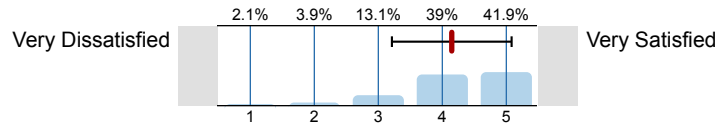
n=1151
av.=4.1
dev.=0.9
ab.=1

2.4) Overall competency of your Instructors at Delgado.



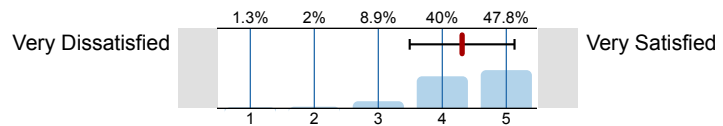
n=1146
av.=4.2
dev.=0.9
ab.=4

2.5) Convenience of courses (Days & Times).



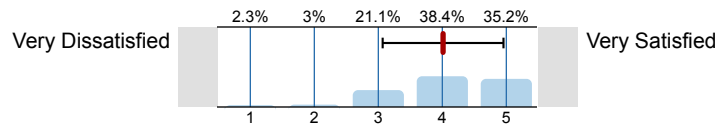
n=1147
av.=4.1
dev.=0.9
ab.=6

2.6) The courses I needed were offered.



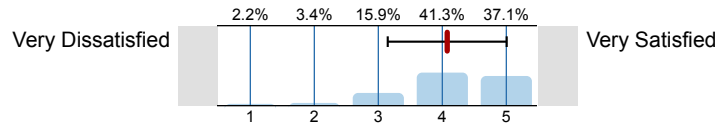
n=1139
av.=4.3
dev.=0.8
ab.=10

2.7) Distance Education Offerings



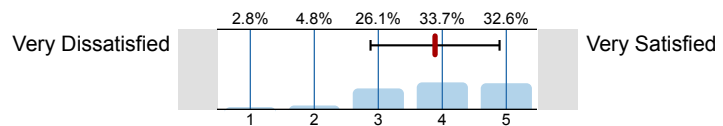
n=947
av.=4
dev.=0.9
ab.=201

2.8) Use of Technology in the classroom



n=1113
av.=4.1
dev.=0.9
ab.=38

2.9) Tutoring Services

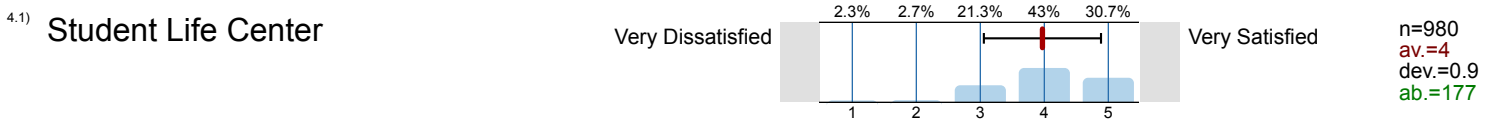


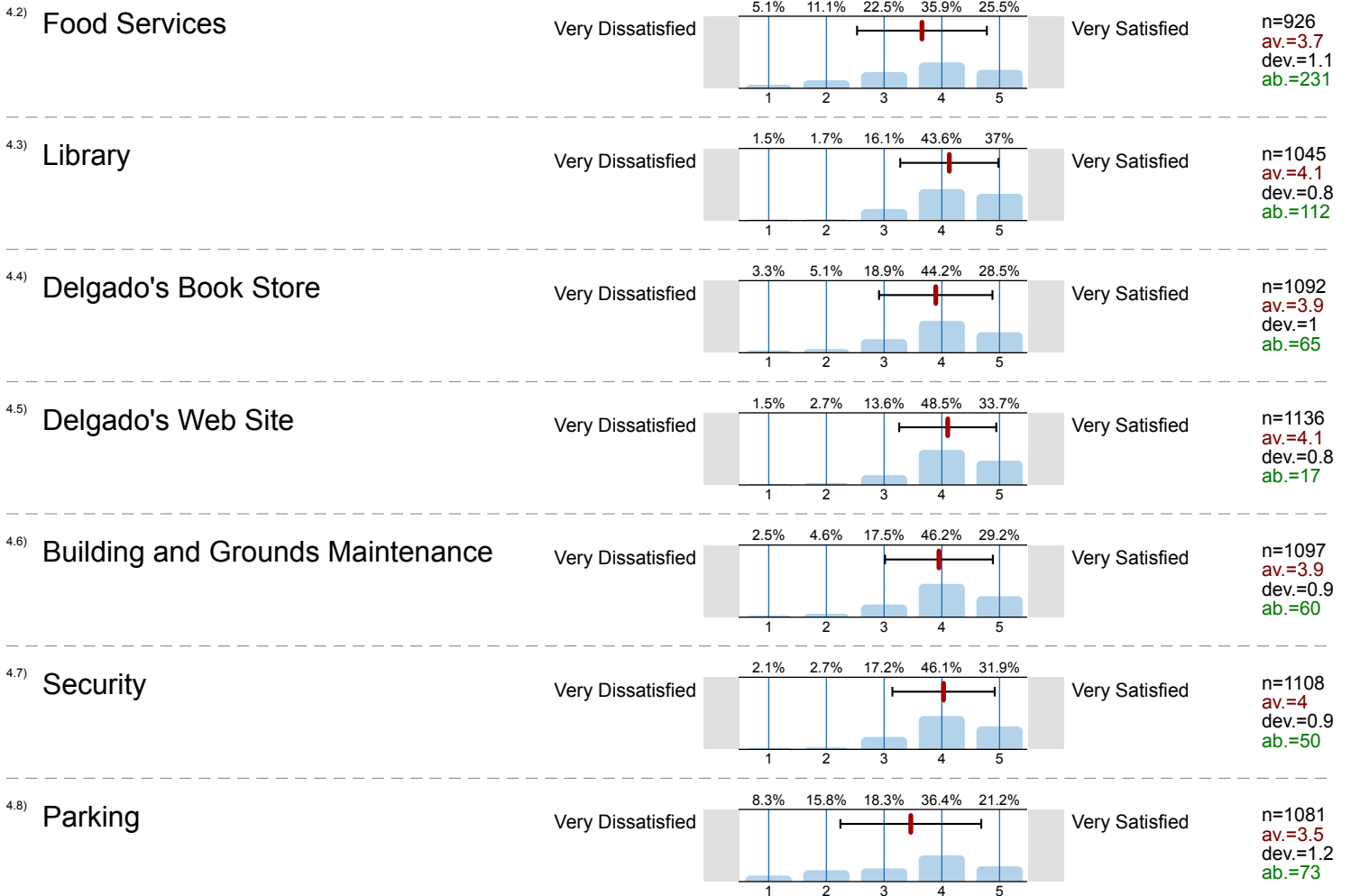
n=941
av.=3.9
dev.=1
ab.=208

3. GRAD-FEST: Level of Satisfaction with Student Services

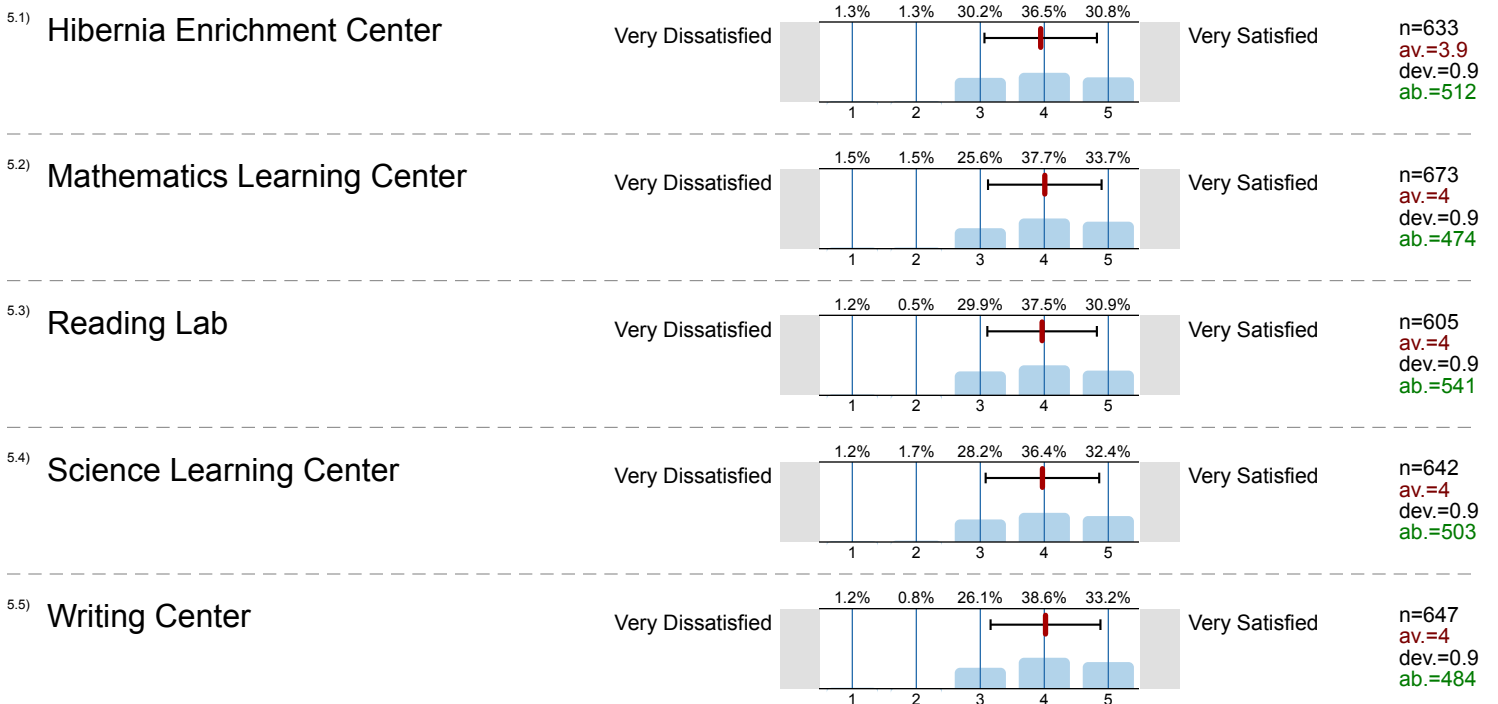


4. GRAD-FEST: Level of Satisfaction with College



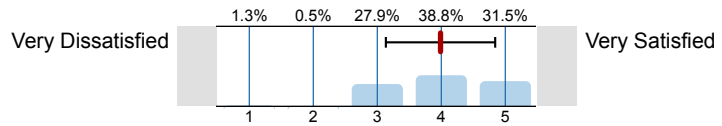


5. GRAD-FEST: Level of Satisfaction with Learning Laboratories (City Park)



6. GRAD-FEST: Level of Satisfaction with Learning Laboratories (West Bank)

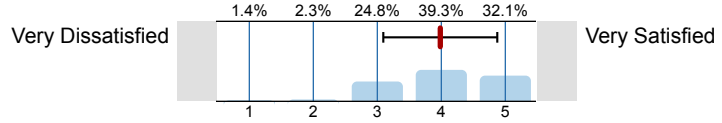
6.1) Learning Resources Center



n=556
av.=4
dev.=0.9
ab.=552

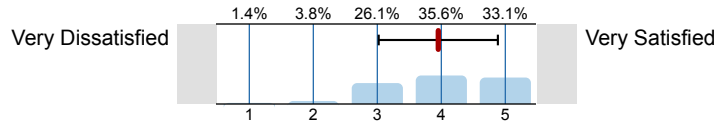
7. GRAD-FEST: Level of Satisfaction with Learning Laboratories (Charity)

7.1) Computer-Assisted Learning Lab



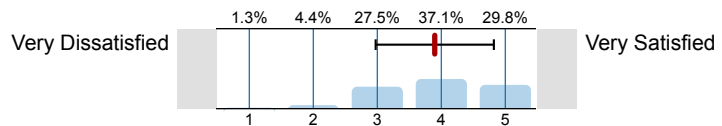
n=557
av.=4
dev.=0.9
ab.=567

7.2) Human Patient Simulator Lab



n=505
av.=4
dev.=0.9
ab.=616

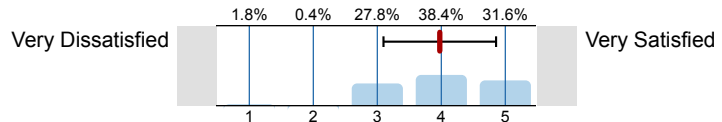
7.3) Nursing Skills Lab



n=477
av.=3.9
dev.=0.9
ab.=627

8. GRAD-FEST: Level of Satisfaction with Learning Laboratories (Northshore)

8.1) Student Learning Resource Center



n=497
av.=4
dev.=0.9
ab.=585

9. GRAD-FEST: Employment Status

9.1) Are you currently employed?



n=1154

9.2) If you are employed, is your job related to your field of study?



n=754

9.3) Do you plan to continue working in your field of study?




n=379

9.4) Do you plan to seek employment in your field of study?



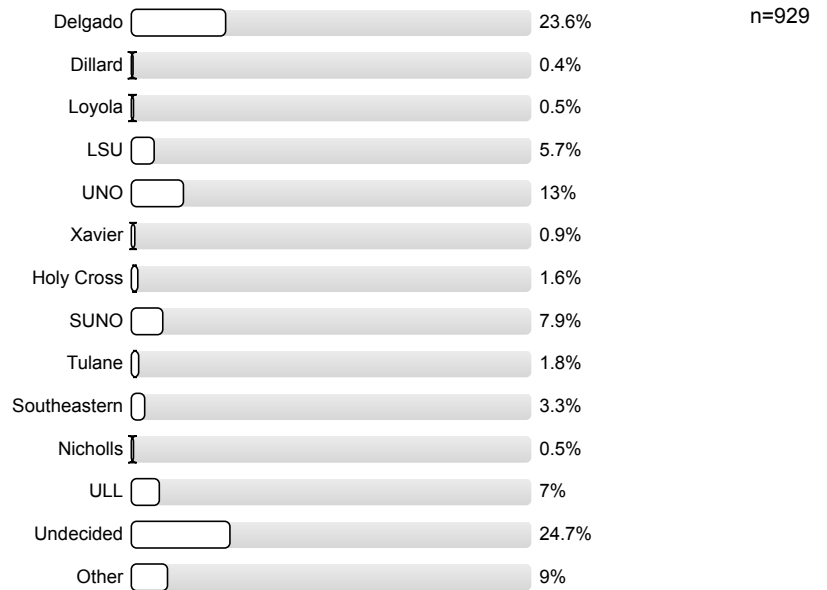
n=757

9.5) If you are currently **not employed** and/or **not seeking employment** in your field of study, why?

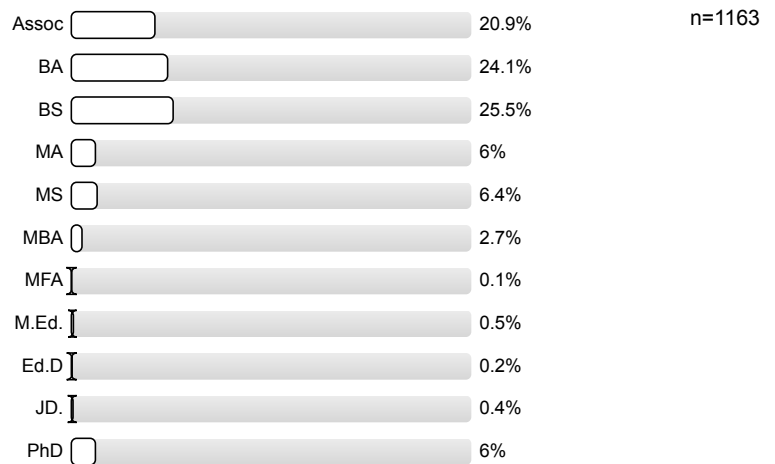


11. GRAD-FEST: Continuing Education Plans

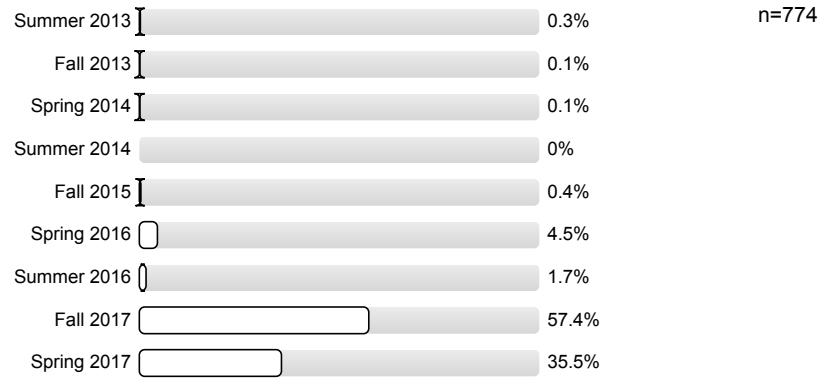
11.1) If you are continuing your education, where are you continuing your education?



11.3) Degree Goal:



11.4) When do you anticipate starting your continuing education?

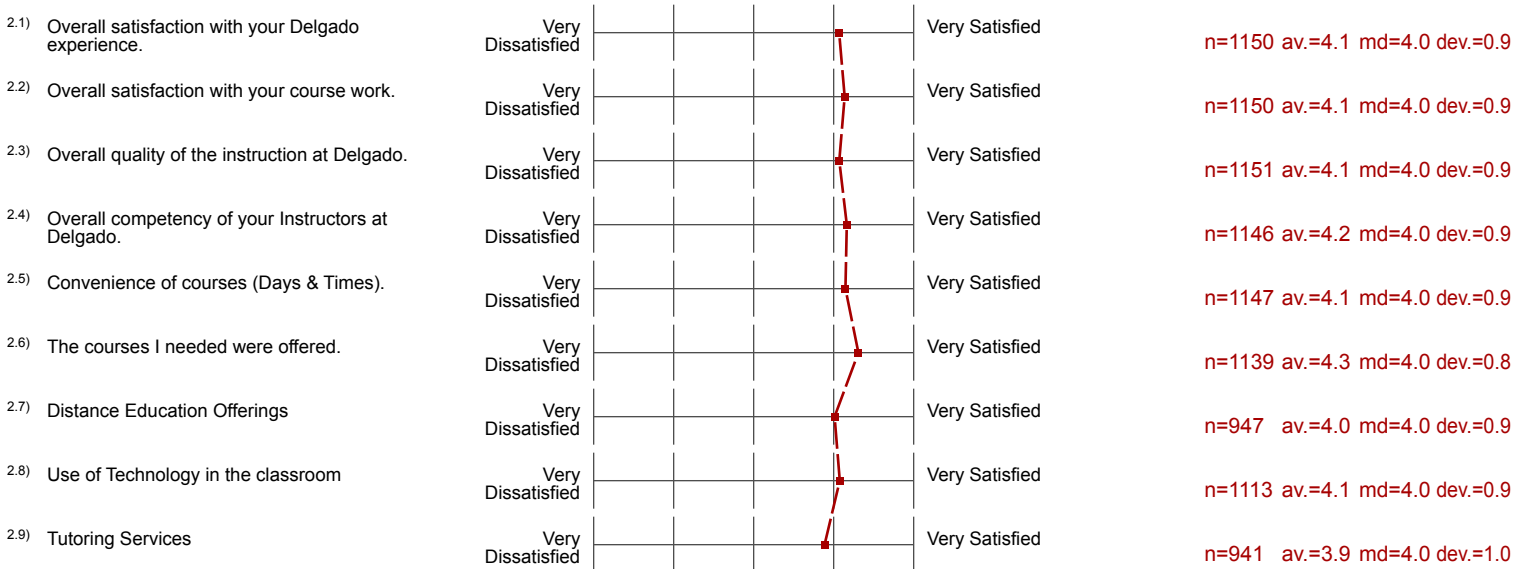


Profile

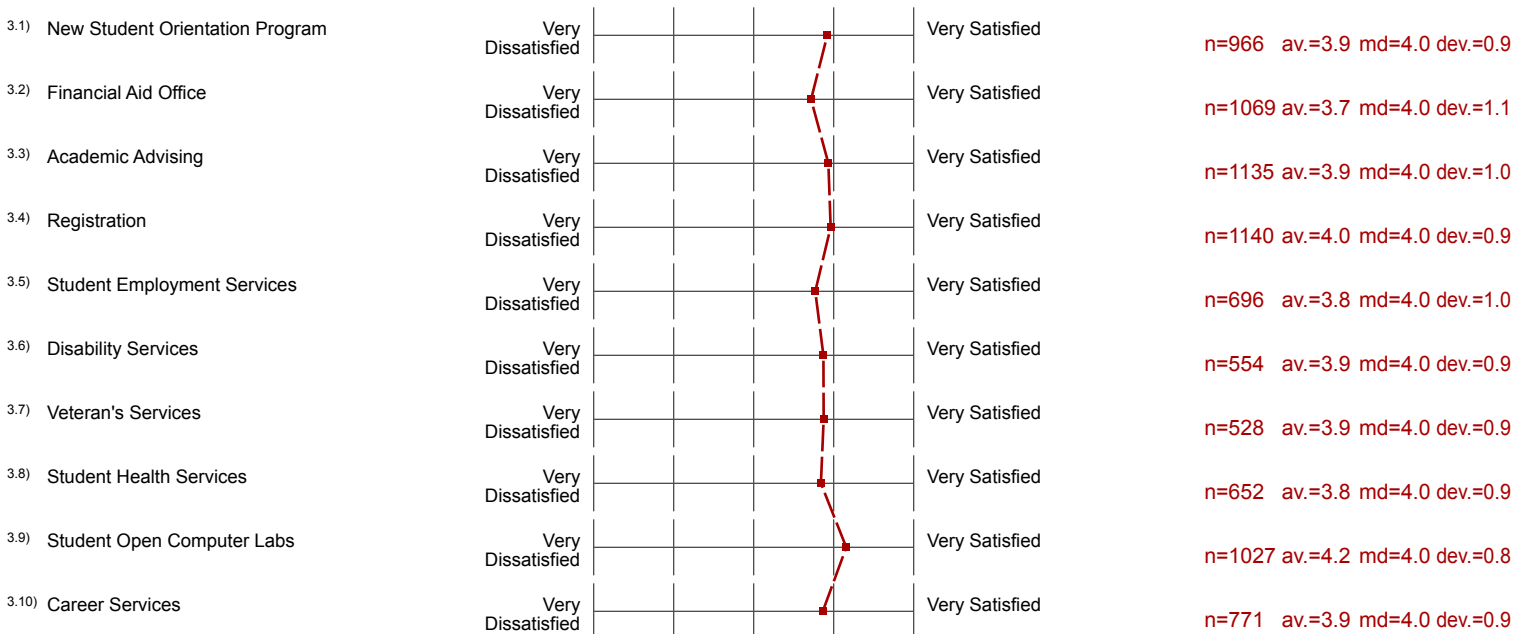
Compilation: GRAD FEST AY2016-17 Survey

Values used in the profile line: Mean

2. GRAD-FEST: Level of Satisfaction with Educational Services



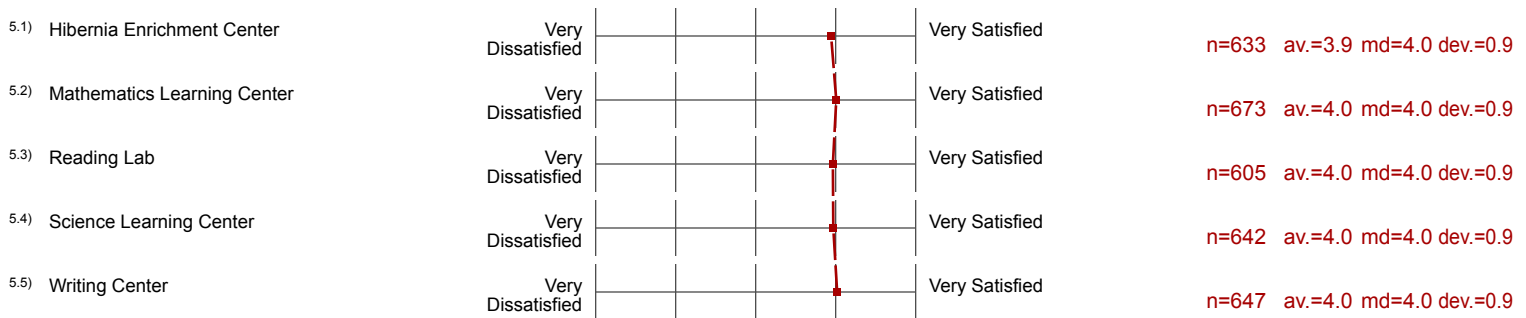
3. GRAD-FEST: Level of Satisfaction with Student Services



4. GRAD-FEST: Level of Satisfaction with College



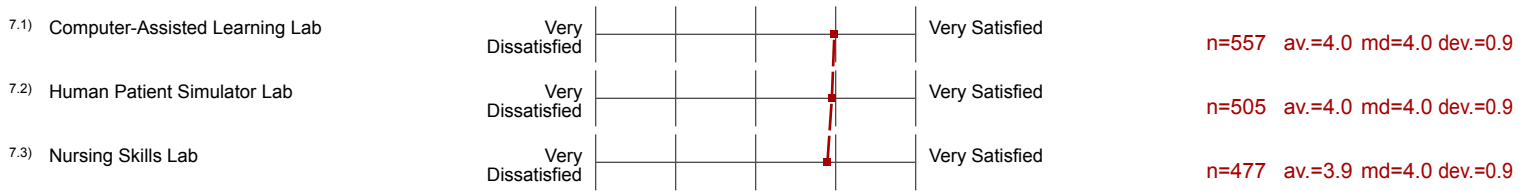
5. GRAD-FEST: Level of Satisfaction with Learning Laboratories (City Park)



6. GRAD-FEST: Level of Satisfaction with Learning Laboratories (West Bank)



7. GRAD-FEST: Level of Satisfaction with Learning Laboratories (Charity)



8. GRAD-FEST: Level of Satisfaction with Learning Laboratories (Northshore)

