

Completers Report 2017 - 2018



Contains 5 years of comparative data

List of Tables and Figures

	page no.
Table 1. Graduate Totals from 2013-2014 to 2017-2018 Academic Years and by Gender, by Ethnicity, and by Award Type (Excluding TCA) 1
Figure 1. Visual Representation of Total Awards and Total Graduates for 2013-2014 to 2017-2018 Academic Years 1
Figure 2. Visual Representation of Graduates in 2017-2018 Academic Year by Gender 1
Figure 3. Visual Representation of Graduates in 2017-2018 Academic Year by Ethnicity 1
Figure 4. Visual Representation of Graduates in 2017-2018 Academic Year by Degree Type 1
Table 2. List of Programs with CIP Code and Award Counts from 2013-2014 to 2017-2018 Academic Years 2
Table 3. TCA Completer Totals from 2013-2014 to 2017-2018 Academic Years and by Gender, and by Ethnicity 4
Table 4. List of TCA Programs with CIP Code and Award Counts from 2013-2014 to 2017-2018 Academic Years 5

Table 1. Graduate Totals from 2013-2014 to 2017-2018 Academic Years & by Gender, by Ethnicity, and by Award Type (Excluding TCA)

	2013-2014	2014-2015	2015-2016	2016-2017	2017-2018
Total Graduates (unduplicated)	2,680	2,237	2,513	2,287	2,155
Total Degrees Awarded (includes multiple awards)	2,928	2,376	2,691	2,479	2,290

Total Graduates by Gender (unduplicated)					
Male	795	676	806	734	676
Female	1,885	1,561	1,707	1,553	1,479

Total Graduates by Ethnicity (unduplicated)					
Asian	95	90	81	84	76
Native Hawaiian or Other Pacific Islander	3	2	4	1	5
American Indian or Alaska Native	11	7	8	11	17
Black or African American	799	750	893	885	782
Hispanic/Latino	227	187	220	198	196
White	1,224	982	1,086	934	776
Nonresident alien	30	25	40	35	26
Two or more races	57	55	69	54	58
Race and ethnicity unknown	234	139	112	85	219

Total Awards (includes multiple awards)					
Associate Degree	1,368	1,344	1,385	1,275	1,173
Post Associate Certificate	23	17	23	23	16
Technical Diploma	100	82	100	100	125
Certificate	1,437	933	1,183	1,081	976

Figure 1. Total Awards and Total Graduates for 2013-2014 to 2017-2018 Academic Years

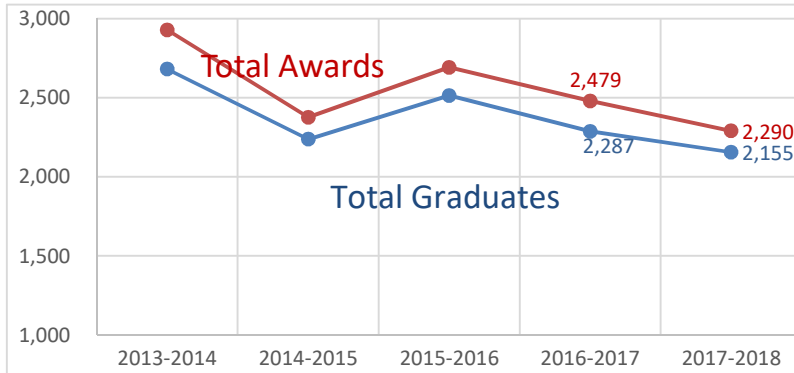


Figure 2. Graduates in 2017-2018 Academic Year by Gender

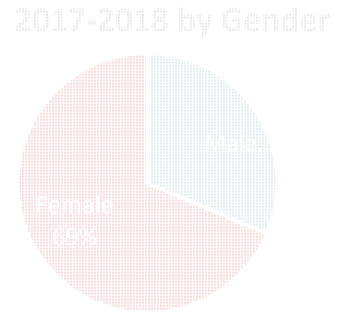


Figure 3. Graduates in 2017-2018 Academic Year by Ethnicity

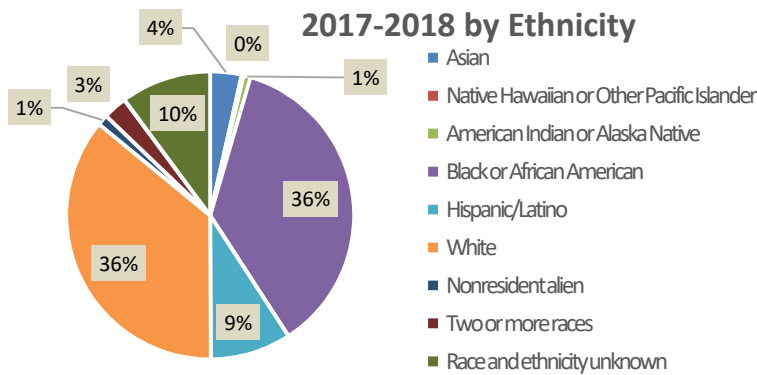


Figure 4. Graduates in 2017-2018 Academic Year by Degree Type

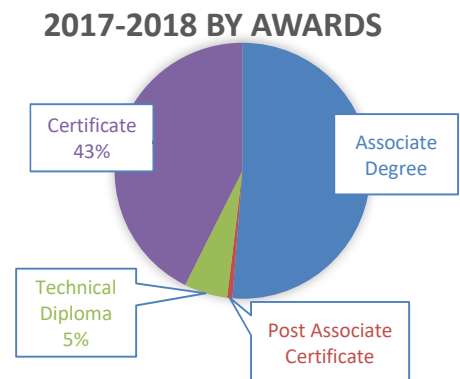


Table 2. List of Programs with CIP Code and Award Counts from 2013-2014 to 2017-2018 Academic Years

CIP Code	Program	Degree	2013-2014	2014-2015	2015-2016	2016-2017	2017-2018
520302	Accounting Degree	AS	4	4	0	1	0
520302	Accounting	AAS	52	48	60	62	64
520302	Accounting Technology: Account Clerk	CTS	66	41	80	70	62
520302	Accounting Technology	AAS	0	0	0	0	0
520302	Accounting Technology	TD	0	0	0	0	0
520401	Administrative Office Technology	AAS	15	7	1	1	1
520401	Administrative Office Technology - Office Assistant	CTS	5	0	0	0	0
470201	A/C Certified HVAC Technician	CTS	3	1	32	32	15
470201	A/C Master HVAC/R Technician	TD	10	3	9	16	18
161603	American Sign Language Interpreting	AA	16	10	2	10	6
161603	American Sign Language Studies	CTS	0	0	0	0	0
150101	Arch/Design Construction Technology	AAS	11	7	8	7	8
240199	AS - Louisiana Transfer Degree	ASLT	16	30	31	26	22
240199	AA - Louisiana Transfer Degree	AALT	9	25	24	33	10
470604	Automotive Technology: Power Train Technician	CTS	0	0	0	0	0
120402	Barber-Styling	TD	4	7	3	6	15
460401	Building Technology Specialist: Electrical	CTS	0	0	0	0	0
460401	Building Technology Specialist	TD	0	0	0	0	0
520101	Business Administration	AS	117	88	81	89	76
520201	Business and Management	AAS/AS	73	89	98	86	92
190709	Care and Development of Young Children	AAS	37	25	39	38	38
460201	Carpentry	CTS	4	7	8	3	6
460201	Carpentry	TD	0	0	0	0	0
150201	Civil & Construction Applied Engineering Technology	AAS	6	10	11	10	9
150201	Civil Construction Technology	AAS	1	1	0	0	0
470199	Computer/Electronics Service Technology	CTS	4	3	3	4	3
151301	Computer Aided Design and Drafting	AAS	16	26	22	18	9
151301	Computer Aided Design and Drafting	CTS	57	36	14	26	20
110301	Computer Information Technology	AAS	30	24	35	46	46
110901	Computer Network Technology	AAS	10	13	13	13	11
522001	Construction Management Technology	AAS	2	1	0	0	0
120401	Cosmetology	TD	21	31	14	28	18
120413	Cosmetology Teacher Trainer	CTS	0	0	0	0	0
430107	Criminal Justice	AA	64	58	76	54	67
120503	Culinary Arts	CAS	0	0	0	0	0
120504	Culinary Arts- Catering	AAS	0	0	0	0	0
120503	Culinary Arts- Entry Level Line Cook	CTS	1	0	0	0	11
120503	Culinary Arts- Chefs Apprentice	AAS	22	18	14	17	9
120503	Culinary Management	CTS	3	1	3	2	1
120501	Culinary Pastry Arts Apprentice	AAS	0	0	0	0	0
510910	Diagnostic Medical Sonography	PAC	12	11	12	11	10
513103	Dietetic Technician	AAS/AS	7	9	11	8	6
131210	Early Childhood Education	AA	0	0	0	0	0
460301	Electric Line Helper II	CTS	0	0	0	0	0

Program not available

Program Cancelled

Values that are displayed in GREEN indicate awards total greater than last academic year's awards total for active programs.

CIP Code	Program	Degree	2013-2014	2014-2015	2015-2016	2016-2017	2017-2018
150303	Electrical-Electronics Engineering Tech	AS	12	15	10	13	9
460302	Electrical Technology	CTS	1	0	0	0	0
460302	Electrician: Commercial	CTS	3	14	19	21	21
460302	Electrician: Residential	CTS	19	12	53	71	56
460302	Electrician: Industrial	TD	0	0	0	0	0
460302	Electrician: Small Industrial	CTS	0	0	3	13	6
150401	Electronics Service Technology	AAS	8	9	7	9	7
510904	Emergency Medical Technician-Paramedic	CTS	3	10	9	8	10
520701	Entrepreneurship	CTS	3	3	4	10	9
470199	EST - Computer Repair	AAS	3	0	0	0	0
500702	Fine Arts	AA	4	1	1	0	0
430201	Fire Science Technician	CTS	52	35	37	3	6
430203	Fire Science Technology	AAS	17	14	12	5	6
120301	Funeral Service Education	AAS	6	11	11	9	9
120302	Funeral Services	CTS				2	0
240102	General Studies Degree	AGS	323	323	338	322	317
240102	General Studies	CGS	1018	603	702	615	565
510707	Health Information Technology	AAS	6	12	8	6	7
010601	Horticulture	CTS	14	10	6	6	11
010601	Horticulture Technology	AAS	1	0	0	0	0
520901	Hospitality Management	AAS	13	7	22	18	6
500408	Interior Design	AA	9	12	8	4	10
500408	Kitchen & Bath Design	CTS	0	2	3	3	7
220301	Legal Secretary	CTS	8	6	7	7	6
520203	Logistics Technology	CTS	0	2	6	4	2
480501	Machine Tool Technology-CNC Operator	CTS	8	3	1	0	0
480501	Machine Tool Technology-Lathe Operator	CTS	7	2	0	0	0
480501	Machine Tool Technology-Mill Operator	CTS	4	1	0	0	0
513501	Massage Therapy	CTS	26	18	6	11	12
510707	Medical Coding	CAS/CTS	7	4	11	10	17
511004	Medical Laboratory Technician	AAS	11	8	8	10	6
510707	Medical Registration Specialist	CTS	11	15	32	14	18
470604	Motor Vehicle Technology	CTS	28	28	38	26	32
470604	Motor Vehicle Technology	AAS	22	15	18	16	13
500901	Music	AA	1	1	1	0	0
510905	Nuclear Medicine Technology	PAC	6	6	6	8	7
513901	Nursing - Practical Nursing	TD	63	41	74	50	74
513801	Nursing - Registered Nursing	ASN/AS	270	272	278	219	172
510803	Occupational Therapy Assistant	AAS	18	20	20	19	20
511803	Ophthalmic Medical Assistant	CTS	12	14	13	12	10
120501	Pastry Arts Certificate	CTS	14	8	6	3	9
120501	Pastry Arts Degree	AAS	4	0	0	0	0
099999	Performance and Media Arts	AA	14	5	5	1	2
510805	Pharmacy Technician	CTS	26	25	16	23	15
510806	Physical Therapy Assistant	AAS	22	23	27	26	25

Program not available

Program Cancelled

Values that are displayed in GREEN indicate awards total greater than last academic year's awards total for active programs.

CIP Code	Program	Degree	2013-2014	2014-2015	2015-2016	2016-2017	2017-2018
510917	Polysomnographic Technology	AAS					4
519999	Polysomnographic Technology	AAS	0	5	5	6	0
480501	Precision Machining	CTS	0	2	16	10	2
510907	Radiation Therapy	PAC	5	0	5	4	0
510911	Radiologic Technology	AAS	27	30	30	24	24
510908	Respiratory Care Technology Degree	AAS	17	21	22	10	14
410000	Science Laboratory Technology	AAS					4
510909	Surgical Technology	CTS	24	22	29	27	17
130101	Teaching Grades 1-5	AS/AST	15	9	3	5	11
510808	Veterinary Technology	AAS	14	17	10	22	15
500409	Visual Communications-Graphic Design	AAS	23	21	15	12	18
110801	Web Site Design	CTS	4	2	2	1	0
480508	Welding: Shielded Metal Arc Welding	CTS	1	1	14	15	13
480508	Welding: Gas Tungsten Arc Welding	CTS	1	2	5	14	8
480508	Welding: Flux Cored & GMAW	CTS	0	0	5	15	5
480508	Welding	TD	2	0	0	0	0
	Total Degrees Awarded		2,928	2,376	2,691	2,479	2,290

Program not available

Program Cancelled

Values that are displayed in GREEN indicate awards total greater than last academic year's awards total for active programs.

Table 3. TCA Completer Totals from 2013-2014 to 2017-2018 Academic Years by Gender and Ethnicity

	2014	2015	2016	2017	2018
Total TCA Recipients (unduplicated)	821	1,029	831	1,166	1,246
Total TCA's by Gender (unduplicated)					
Male	393	472	332	535	631
Female	428	557	499	631	615
Total TCA's by Ethnicity (unduplicated)					
Asian	21	27	16	42	37
Native Hawaiian or Other Pacific Islander	1	0	1	1	11
American Indian or Alaska Native	3	4	6	4	3
Black or African American	406	535	415	504	582
Hispanic/Latino	55	76	59	114	123
White	230	306	269	409	386
Nonresident alien	11	10	9	11	15
Two or more races	25	23	26	31	44
Race and ethnicity unknown	69	48	30	50	45
Total Awards (includes multiple awards)					
TCA	918	1,137	909	1,303	1,416

Table 4. List of TCA Programs with CIP Code and Award Counts from 2013-2014 to 2017-2018 Academic Years

CIP Code	Incr. Key	Program	2013-2014	2014-2015	2015-2016	2016-2017	2017-2018
470199	01	A+ Certification	0	0	0	14	12
110901	01	Application Programming	0	0	0	61	51
150101	01	Architectural Contracting Practices	0	0	0	11	13
500999	01	Audio Engineering	5	10	8	12	15
151301	01	AutoCAD	0	0	0	16	21
513902	01	Certified Nursing Assistant	79	51	39	25	45
190709	01	Child Dev Associate Preparation	15	13	0	16	4
520401	01	Clerical Automation	11	2	6	2	0
120505	01	Culinary Arts/Occ	33	43	24	30	59
120505	01	Culinary Cost Ctrl/Supervis	79	56	35	38	95
110301	01	Desktop Publishing	3	0	0	1	0
511011	01	Dialysis Technician	0	6	3	9	11
513104	01	Dietary Manager	1	3	1	1	0
500102	01	Digital Media Technologies	0	0	0	2	0
460302	01	Electrical Technology	0	0	0	0	0
510902	01	ECG/Telemetry Technician	0	0	14	24	27
510904	03	Emergency Medical Responder	65	27	30	19	129
510904	01	Emergency Med Technician-Basic	36	111	11	118	59
340199	01	First Aid	193	340	367	275	240
480508	01	Flux Core and Gas Metal Arc Welding	0	0	0	13	13
120505	03	Food and Beverage Purchasing	38	36	36	37	0
120505	04	Food Safety and Sanitation	81	70	68	88	0
520203	01	Global Logistics Associate	0	0	0	21	59
111003	02	Information Security/Assurance	12	10	16	14	32
111006	01	Information Technology Support	1	0	0	0	0
520203	02	Logistics Tech: Entry Level	0	0	0	7	7
520203	03	Logistics Tech: Front Line Supply	0	0	0	4	5
520201	01	Mgmt Trainee in General Business	20	33	40	37	36
470604	01	Motor Veh Maint & Light Repair	5	4	1	1	0
500909	01	Music Business	5	6	4	12	10
159999	01	NCCER Technical Core Studies	210	262	138	171	228
110901	02	NET+ Certification	0	0	0	14	26
520401	01	Office Systems Tech	0	0	0	0	1
511099	01	Phlebotomy Technician	13	23	19	18	18
150303	01	PLC Programming	0	0	0	14	9
500302	01	Quickbooks	0	0	0	109	104
521501	01	Real Estate Sales Agent	13	31	49	53	35
151301	02	Revit	0	0	0	8	14
150506	01	Water Quality/Wastewater Tech	0	0	0	0	30
110801	01	Web Programming	0	0	0	8	8
		Total TCAs (includes duplicates)	918	1,137	909	1,303	1,416

Program not available

This publication is only available online.

Suggested Citation

Completer's Report 2017-2018, August 2018. (Office of Planning and Research)
Delgado Community College, New Orleans, LA

Content Contact

Brian Auriti, M.L.I.S.
Research Manager, Institutional Research
bauriti@dcc.edu

The Office of Planning and Research's staff provide the administration, faculty, and staff with data resources for use in decision making, assessment, and institutional effectiveness initiatives.

Additional resources

Statistical Reports in Docushare:

<http://docushare3.dcc.edu/docushare/dsweb/View/Collection-79>

Office Webpage:

<http://www.dcc.edu/departments/ir/>