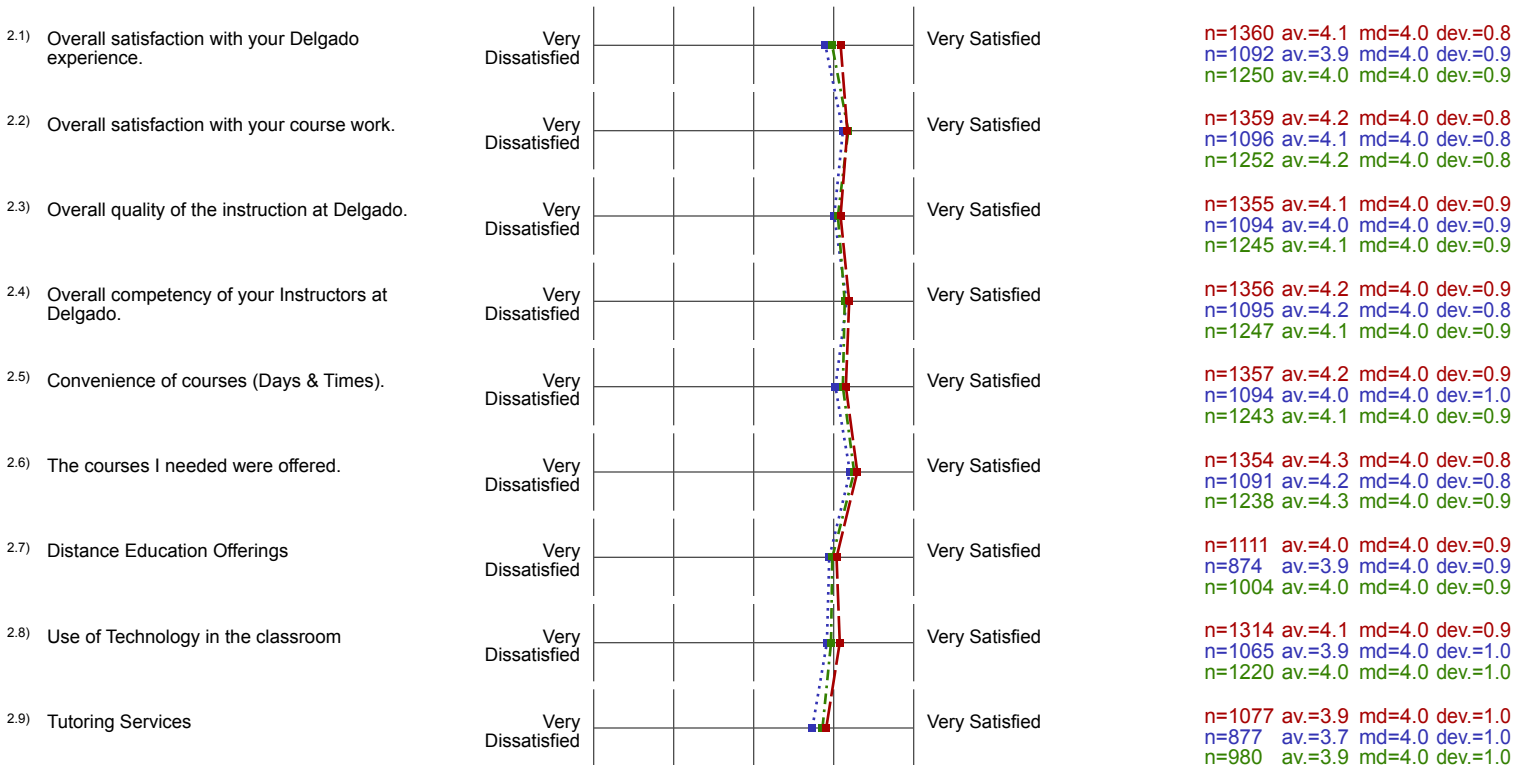


Profile

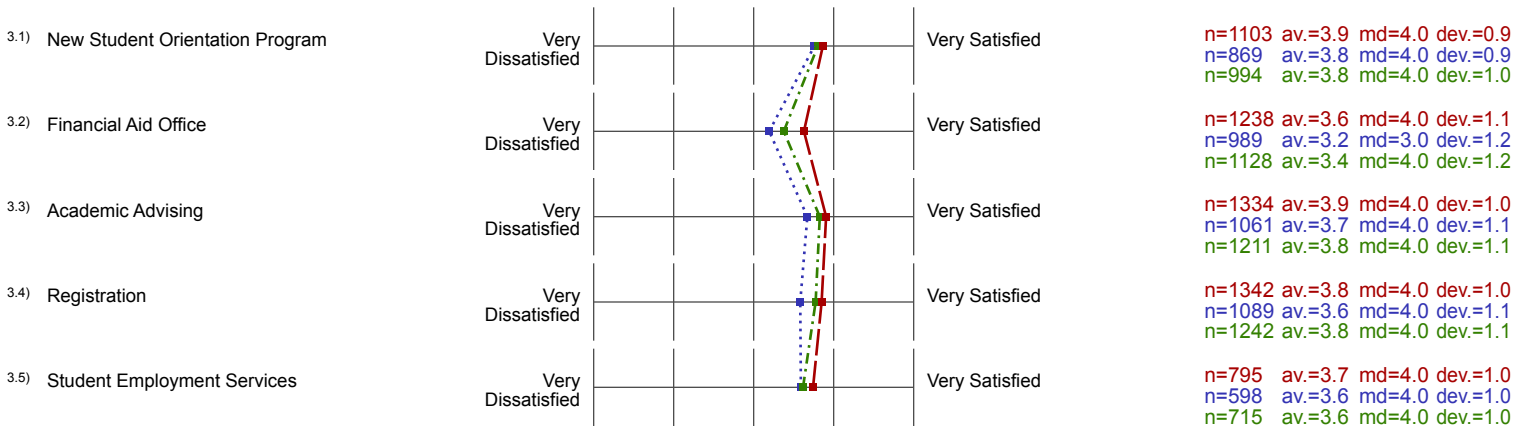


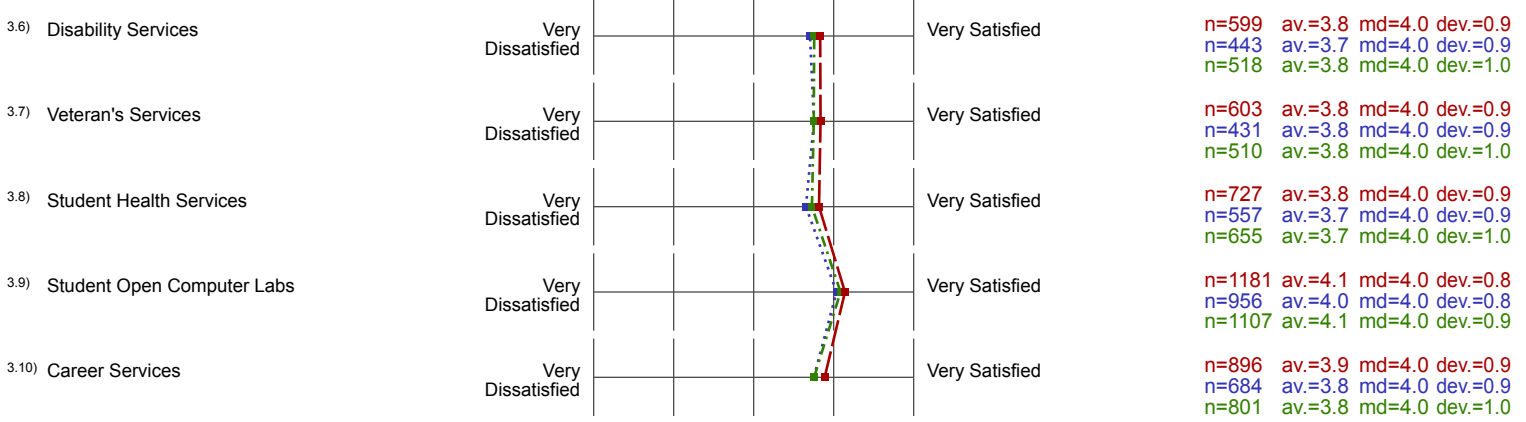
Values used in the profile line: Mean

2. GRAD-FEST: Level of Satisfaction with Educational Services

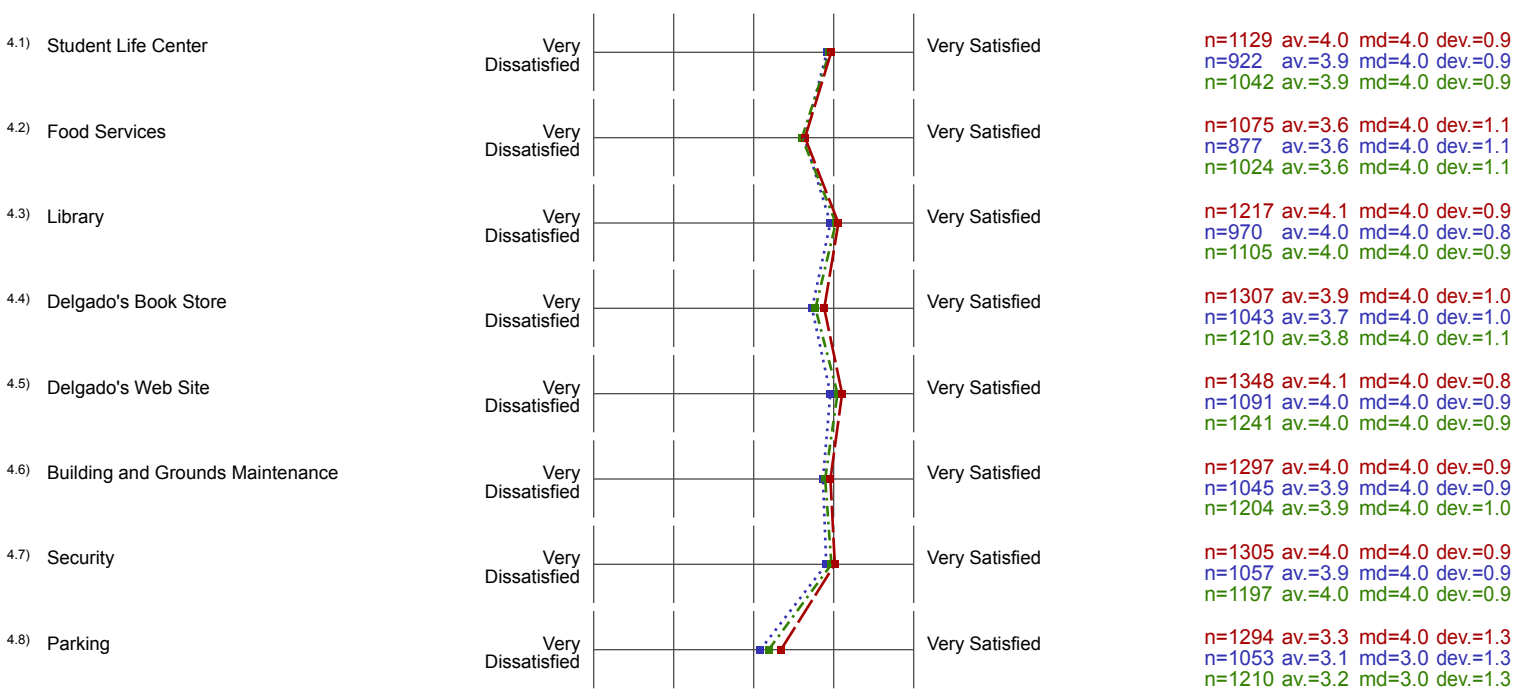


3. GRAD-FEST: Level of Satisfaction with Student Services

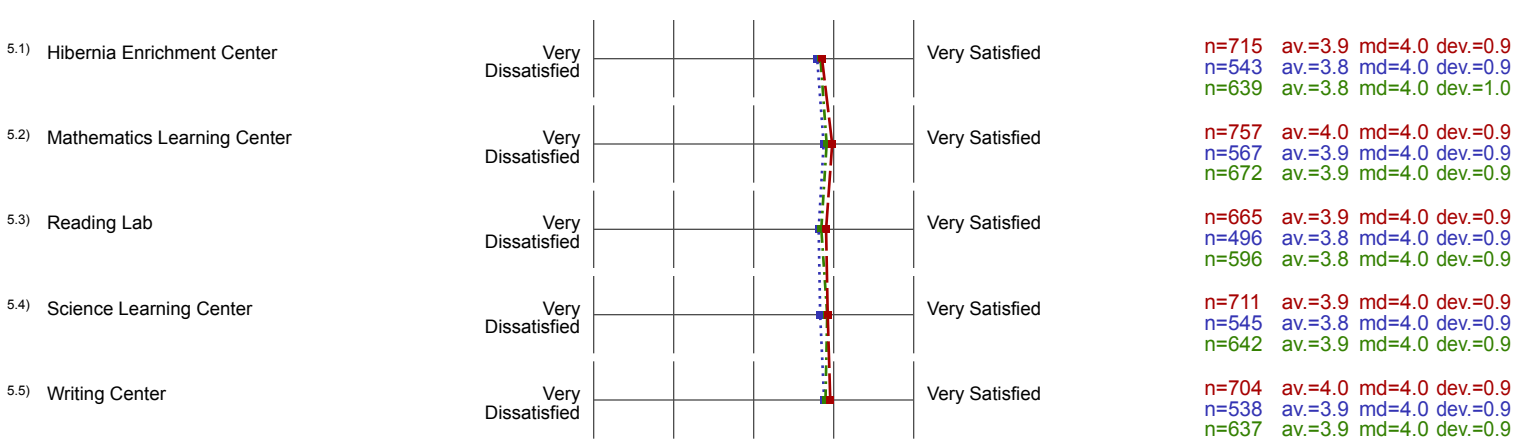




4. GRAD-FEST: Level of Satisfaction with College



5. GRAD-FEST: Level of Satisfaction with Learning Laboratories (City Park)



6. GRAD-FEST: Level of Satisfaction with Learning Laboratories (West Bank)

6.1) Learning Resources Center



n=610 av.=4.0 md=4.0 dev.=0.9
 n=423 av.=3.8 md=4.0 dev.=0.9
 n=545 av.=3.9 md=4.0 dev.=0.9

7. GRAD-FEST: Level of Satisfaction with Learning Laboratories (Charity)

7.1) Computer-Assisted Learning Lab



n=646 av.=4.0 md=4.0 dev.=0.9
 n=457 av.=3.9 md=4.0 dev.=0.9
 n=577 av.=4.0 md=4.0 dev.=0.9

7.2) Human Patient Simulator Lab



n=615 av.=4.0 md=4.0 dev.=0.9
 n=413 av.=3.9 md=4.0 dev.=0.9
 n=515 av.=4.0 md=4.0 dev.=1.0

7.3) Nursing Skills Lab



n=596 av.=3.9 md=4.0 dev.=0.9
 n=402 av.=3.9 md=4.0 dev.=0.9
 n=499 av.=3.9 md=4.0 dev.=1.0

8. GRAD-FEST: Level of Satisfaction with Learning Laboratories (Northshore)

8.1) Student Learning Resource Center



n=573 av.=3.9 md=4.0 dev.=0.9
 n=381 av.=3.8 md=4.0 dev.=0.8
 n=527 av.=3.9 md=4.0 dev.=0.9