

# Completer's Report 2015 - 2016



Contains 5 years of comparative data

## List of Tables and Figures

	<b>page no.</b>
Table 1. Graduate Totals from 2011-2012 to 2015-2016 Academic Years and by Gender, by Ethnicity, and by Award Type (Excluding TCA)	..... 1
Figure 1. Visual Representation of Total Awards and Total Graduates for 2011-2012 to 2015-2016 Academic Years	..... 1
Figure 2. Visual Representation of Graduates in 2015-2016 Academic Year by Gender	..... 1
Figure 3. Visual Representation of Graduates in 2015-2016 Academic Year by Ethnicity	..... 1
Figure 4. Visual Representation of Graduates in 2015-2016 Academic Year by Degree Type	..... 1
Table 2. List of Programs with CIP Code and Award Counts from 2011-2012 to 2015-2016 Academic Years	..... 2
Table 3. TCA Completer Totals from 2011-2012 to 2015-2016 Academic Years and by Gender, and by Ethnicity	..... 4
Table 4. List of TCA Programs with CIP Code and Award Counts from 2011-2012 to 2015-2016 Academic Years	..... 5

Table 1. Graduate Totals from 2011-2012 to 2015-2016 Academic Years & by Gender, by Ethnicity, and by Award Type (Excluding TCA)

	2011-2012	2012-2013	2013-2014	2014-2015	2015-2016
<b>Total Graduates</b> (unduplicated)	2,055	1,902	2,680	2,237	2,513
<b>Total Degrees Awarded</b> (includes multiple awards)	2,127	1,983	2,928	2,376	2,691
<b>Total Graduates by Gender</b> (unduplicated)					
Male	563	534	795	676	806
Female	1,492	1,368	1,885	1,561	1,707
<b>Total Graduates by Ethnicity</b> (unduplicated)					
Asian	104	85	95	90	81
Native Hawaiian or Other Pacific Islander	0	2	3	2	4
American Indian or Alaska Native	14	10	11	7	8
Black or African American	632	515	799	750	893
Hispanic/Latino	128	113	227	187	220
White	948	962	1,224	982	1,086
Nonresident alien			30	25	40
Two or more races	19	33	57	55	69
Race and ethnicity unknown	210	182	234	139	112
<b>Total Awards</b> (includes multiple awards)					
Associate Degree	1,253	1,242	1,368	1,344	1,385
Post Associate Certificate	18	25	23	17	23
Technical Diploma	112	77	100	82	100
Certificate	744	639	1,437	933	1,183

Figure 1. Total Awards and Total Graduates for 2011-2012 to 2015-2016 Academic Years

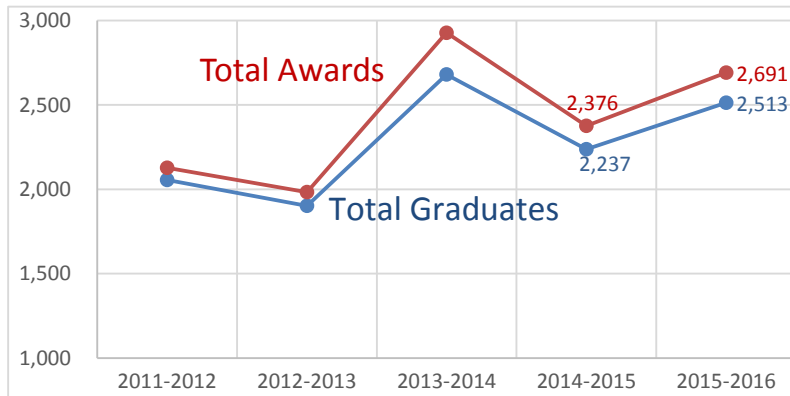


Figure 3. Graduates in 2015-2016 Academic Year by Ethnicity

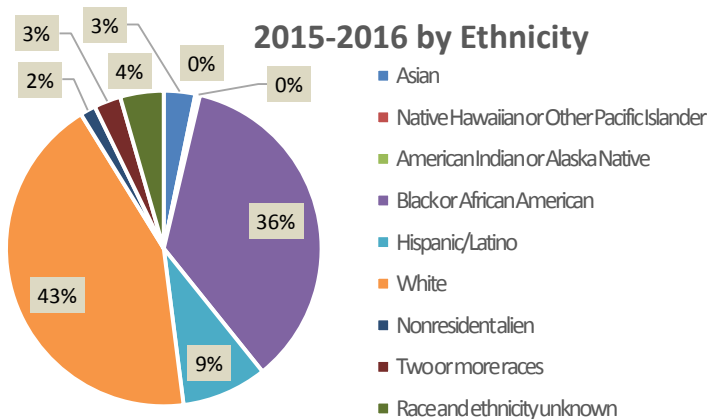


Figure 2. Graduates in 2015-2016 Academic Year by Gender

2015-2016 by Gender

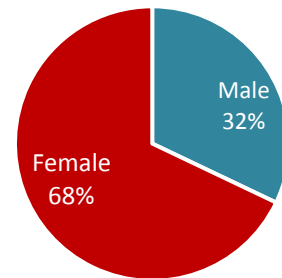


Figure 4. Graduates in 2015-2016 Academic Year by Degree Type

2015-2016 BY AWARDS

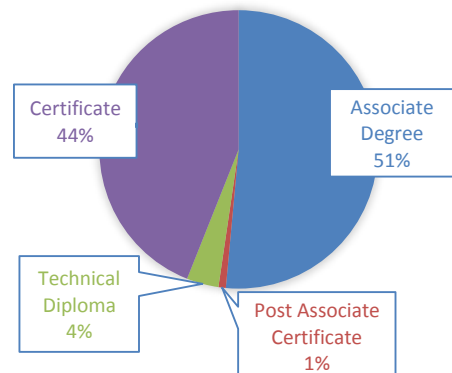


Table 2. List of Programs with CIP Code and Award Counts from 2011-2012 to 2015-2016 Academic Years

CIP Code	Program	Degree	2011-2012	2012-2013	2013-2014	2014-2015	2015-2016
520302	Accounting Degree	AS	63	11	4	4	0
520302	Accounting	AAS	0	48	52	48	60
520302	Accounting Technology: Account Clerk	CTS	7	10	66	41	80
520302	Accounting Technology	AAS	5	0	0	0	0
520302	Accounting Technology	TD	1	0	0	0	0
520401	Administrative Office Technology	AAS	15	7	15	7	1
520401	Administrative Office Technology - Office Assistant	CTS	0	1	5	0	0
470201	A/C Certified HVAC Technician	CTS	0	1	3	1	32
470201	A/C Master HVAC/R Technician	TD	7	9	10	3	9
161603	American Sign Language Interpreting	AA	8	11	16	10	2
161603	American Sign Language Studies	CTS	5	0	0	0	0
150101	Architectural/Design Construction Technology	AAS	10	12	11	7	8
240199	Associate Science- Louisiana Transfer Degree	ASLT	15	10	16	30	31
240199	Associate Arts & Humanities - Louisiana Transfer Degree	AALT	3	6	9	25	24
470604	Automotive Technology: Power Train Technician	CTS	1	0	0	0	0
120402	Barber-Styling	TD	0	0	4	7	3
460401	Building Technology Specialist: Electrical	CTS	1	0	0	0	0
460401	Building Technology Specialist	TD	3	0	0	0	0
520101	Business Administration	AS	145	113	117	88	81
520201	Business and Management	AAS/AS	62	76	73	89	98
190709	Care and Development of Young Children	AAS	49	39	37	25	39
460201	Carpentry	CTS	0	1	4	7	8
460201	Carpentry	TD	1	3	0	0	0
150201	Civil & Construction Applied Engineering Technology	AAS	0	4	6	10	11
150201	Civil Construction Technology	AAS	5	2	1	1	0
470199	Computer/Electronics Service Technology	CTS	4	3	4	3	3
151301	Computer Aided Design and Drafting	AAS	13	22	16	26	22
151301	Computer Aided Design and Drafting	CTS	25	21	57	36	14
110301	Computer Information Technology	AAS	28	16	30	24	35
110901	Computer Network Technology	AAS	11	11	10	13	13
522001	Construction Management Technology	AAS	3	5	2	1	0
120401	Cosmetology	TD	12	5	21	31	14
120413	Cosmetology Teacher Trainer	CTS	8	9	0	0	0
430107	Criminal Justice	AA	70	67	64	58	76
120503	Culinary Arts	CAS	2	2	0	0	0
120504	Culinary Arts- Catering	AAS	2	2	0	0	0
120503	Culinary Arts- Entry Level Line Cook	CTS	9	4	1	0	0
120503	Culinary Arts- Chefs Apprentice	AAS	6	20	22	18	14
120503	Culinary Management	CTS	0	1	3	1	3
120501	Culinary Pastry Arts Apprentice	AAS	1	0	0	0	0
510910	Diagnostic Medical Sonography	PAC	11	12	12	11	12
513103	Dietetic Technician	AAS/AS	8	9	7	9	11
131210	Early Childhood Education	AA	1	0	0	0	0
460301	Electric Line Helper II	CTS	0	3	0	0	0

Program not available

Program Cancelled

Values that are displayed in GREEN indicate awards total greater than last academic year's awards total for active programs.

CIP Code	Program	Degree	2011-2012	2012-2013	2013-2014	2014-2015	2015-2016
150303	Electrical-Electronics Engineering Technology	AS	14	9	12	15	10
460302	Electrical Technology	CTS	1	1	1	0	0
460302	Electrician: Commercial	CTS			3	14	19
460302	Electrician: Residential	CTS	8	16	19	12	53
460302	Electrical Commercial Wiring 2	TD	11	0	0	0	0
460302	Electrician: Industrial	TD	6	0	0	0	0
460302	Electrician: Small Industrial	CTS			0	0	3
150401	Electronics Service Technology	AAS	12	9	8	9	7
510904	Emergency Medical Technician-Paramedic	CTS	11	8	3	10	9
510904	EMT - Paramedic	AAS	2	1	0	0	0
520701	Entrepreneurship	CTS	4	2	3	3	4
470199	EST - Computer Repair	AAS	6	3	3	0	0
500702	Fine Arts	AA	9	4	4	1	1
430201	Fire Science Technician	CTS	2	11	52	35	37
430203	Fire Science Technology	AAS	10	9	17	14	12
120301	Funeral Service Education	AAS	8	11	6	11	11
240199	General Science	AS	10	2	0	0	0
240102	General Studies Degree	AGS	189	255	323	323	338
240102	General Studies	CGS	532	399	1018	603	702
510707	Health Information Technology	AAS	11	17	6	12	8
010601	Horticulture	CTS	6	8	14	10	6
010601	Horticulture Technology	AAS	10	3	1	0	0
520901	Hospitality Management	AAS	7	13	13	7	22
500408	Interior Design	AA	8	4	9	12	8
500408	Interior Design	TD	2	2	0	0	0
500408	Kitchen & Bath Design	CTS		0	0	2	3
220301	Legal Secretary	CTS	13	3	8	6	7
520203	Logistics Technology	CTS	0	0	0	2	6
480501	Machine Tool Technology-CNC Operator	CTS		4	8	3	1
480501	Machine Tool Technology-Lathe Operator	CTS		2	7	2	0
480501	Machine Tool Technology-Mill Operator	CTS		0	4	1	0
520201	Management	AS	1	2	0	0	0
513501	Massage Therapy	CTS	11	13	26	18	6
510707	Medical Coding	CAS/CTS	22	20	7	4	11
511004	Medical Laboratory Technician	AAS	9	6	11	8	8
510707	Medical Registration Specialist	CTS			11	15	32
470604	Motor Vehicle Technology	CTS	20	16	28	28	38
470604	Motor Vehicle Technology	AAS	22	13	22	15	18
500901	Music	AA	12	6	1	1	1
510905	Nuclear Medicine Technology	PAC	7	7	6	6	6
513901	Nursing - Practical Nursing	TD	63	55	63	41	74
513801	Nursing - Registered Nursing	ASN/AS	225	227	270	272	278
510803	Occupational Therapy Assistant	AAS	14	14	18	20	20
511803	Ophthalmic Medical Assistant	CTS	12	11	12	14	13
120501	Pastry Arts Certificate	CTS	2	10	14	8	6
120501	Pastry Arts Degree	AAS	0	1	4	0	0
512601	Patient Care Technology	CTS	1	0	0	0	0
099999	Performance and Media Arts	AA	22	19	14	5	5
510805	Pharmacy Technician	CTS	10	26	26	25	16

Program not available

Program Cancelled

Values that are displayed in GREEN indicate awards total greater than last academic year's awards total for active programs.

CIP Code	Program	Degree	2011-2012	2012-2013	2013-2014	2014-2015	2015-2016
510806	Physical Therapy Assistant	AAS	20	22	22	23	27
519999	Polysomnographic Technology	AAS			0	5	5
480501	Precision Machining	CTS			0	2	16
510907	Radiation Therapy	PAC	0	6	5	0	5
510911	Radiologic Technology	AAS	35	30	27	30	30
510908	Respiratory Care Technology Degree	AAS	24	26	17	21	22
150701	Safety & Health Technology	CTS	2	0	0	0	0
150701	Safety & Health Technology	AAS	3	0	0	0	0
510909	Surgical Technology	CTS	21	28	24	22	29
130101	Teaching Grades 1-5	AS/AST	16	7	15	9	3
510808	Veterinary Technology	AAS	13	21	14	17	10
500409	Visual Communications-Graphic Design	AAS	18	17	23	21	15
110801	Web Site Design	CTS	4	3	4	2	2
480508	Welding: Shielded Metal Arc Welding	CTS	0	2	1	1	14
480508	Welding: Gas Tungsten Arc Welding	CTS	0	0	1	2	5
480508	Welding: Flux Cored & GMAW	CTS	0	0	0	0	5
480508	Welding	TD	6	3	2	0	0
	<b>Total Degrees Awarded</b>		<b>2,127</b>	<b>1,983</b>	<b>2,928</b>	<b>2,376</b>	<b>2,691</b>

Program not available

Program Cancelled


Values that are displayed in GREEN indicate awards total greater than last academic year's awards total for active programs.

Table 3. TCA Completer Totals from 2011-2012 to 2015-2016 Academic Years and by Gender, and by Ethnicity

	2011-2012	2012-2013	2013-2014	2014-2015	2015-2016
<b>Total TCA Recipients</b> (unduplicated)	676	823	821	1,029	831
<b>Total TCA's by Gender</b> (unduplicated)					
Male	251	313	393	472	332
Female	425	510	428	557	499
<b>Total TCA's by Ethnicity</b> (unduplicated)					
Asian	36	20	21	27	16
Native Hawaiian or Other Pacific Islander	0	1	1	0	1
American Indian or Alaska Native	4	1	3	4	6
Black or African American	169	371	406	535	415
Hispanic/Latino	28	63	55	76	59
White	362	290	230	306	269
Nonresident alien	0	3	11	10	9
Two or more races	0	14	25	23	26
Race and ethnicity unknown	77	60	69	48	30
<b>Total Awards</b> (includes multiple awards)					
TCA	754	945	918	1,137	909

**Table 4.** List of TCA Programs with CIP Code and Award Counts from 2011-2012 to 2015-2016 Academic Years

CIP Code	Incr. Key	Program	2011-2012	2012-2013	2013-2014	2014-2015	2015-2016
500999	01	Audio Engineering	8	0	5	10	8
513902	01	Certified Nursing Assistant	275	0	79	51	39
190709	01	Child Development Associate Preparation	0	6	15	13	0
520401	01	Clerical Automation	7	4	11	2	6
120505	01	Culinary Cost Control	43	96	33	43	163
120505	02	Culinary Supervision	80	106	79	56	
120505	03	Food and Beverage Purchasing	47	45	38	36	
120505	04	Food Safety and Sanitation	103	0	81	70	
110301	01	Desktop Publishing	0	0	3	0	0
511011	01	Dialysis Technician				6	3
513104	01	Dietary Manager	0	0	1	3	1
100303	01	Digital Media Technologies	0	2	0	0	0
460302	01	Electrical Technology	1	0	0	0	0
510902	01	Electrocardiograph Technician				0	14
510904	03	Emergency Medical Responder	0	0	65	27	41
510904	01	Emergency Medical Technician-Basic	34	142	36	111	
340199	01	First Aid		364	193	340	367
111003	02	Information Security/Assurance		7	12	10	16
111006	01	Information Technology Support			1	0	0
520201	01	Management Trainee in General Business	37	22	20	33	40
470604	01	Motor Vehicle Maintenance & Light Repair	43	7	5	4	1
500909	01	Music Business	11	12	5	6	4
159999	01	NCCER Technical Core Studies		105	210	262	138
511099	01	Phlebotomy Technician	27	4	13	23	19
521501	01	Real Estate Sales Agent	38	23	13	31	49
		<b>Total TCAs (includes duplicates)</b>	<b>754</b>	<b>945</b>	<b>918</b>	<b>1,137</b>	<b>909</b>

 Program not available

**This publication is only available online.**

**Suggested Citation**

*Completer's Report 2015-2016*, October 2016. (Office of Planning and Research)  
Delgado Community College, New Orleans, LA

**Content Contact**

Juan Ren, M.S.  
Interim Director, Planning and Research  
[jren@dcc.edu](mailto:jren@dcc.edu)

The Office of Planning and Research's staff provide the administration, faculty, and staff with data resources for use in decision making, assessment, and institutional effectiveness initiatives.

**Additional resources**

Statistical Reports in Docushare:  
<http://docushare3.dcc.edu/docushare/dsweb/View/Collection-79>

Office Webpage:  
<http://www.dcc.edu/departments/ir/>