

Delgado

COMMUNITY COLLEGE

Community College Survey of Student Engagement

Spring 2003



Published October 2003
By the Office of Institutional Research

Table of Contents	page no.
Survey Background	1
Methodology	1
Summary of Survey Results	1
Successes & Challenges	3
Successes	3
Challenges	6
Student Demographics	9
Ethnicity	9
Gender	9
Age Group	10
Marital Status	10
Student Profile	
Children & Child Care	11
Educational profile	12
Survey Mean Outcomes	14
College Activities	14
Opinions about your school	18
Weekly Activities	20
Quality of Relationships	21
Educational & Personal Growth	22
Student Services	24
College Experiences	28
College Experience & Services	29
Percentage Distribution of Answers	30

Survey Background

- The Community College Survey of Student Engagement (CCSSE) provides a focus on educational practices that research shows are related to student success. Comparison data to other Louisiana community colleges (LCTCS) and other large colleges is provided.
- Following the fall 2001 pilot administration and the 2002 field test, CCSSE conducted the first national administration of the survey in the spring of 2003. A total of 93 institutions participated and approximately 65,300 surveys were completed.

Methodology

- Classes were sampled on a stratified random basis. The stratum used was morning, afternoon, and evening classes.
- Labs and distance learning classes were excluded from the sample.
- Because cluster sampling is used, full time students (who take more classes than part time students) are more likely to be sampled, even though there are more part time students than full time. To compensate for this, a proportional weighting scheme is used. The results are adjusted to better reflect the student population.
- CCSSE uses a high statistical significance threshold to reduce the probability that the differences noted are due to chance.

Summary of Survey Results

General

- ♦ The gender & ethnicity mix of the sample closely resembles that of our student population.

Successes

- ♦ When compared to other large community colleges in the nation who participated in the survey, Delgado has many successes. The following are just a few:

- Acquiring job related knowledge and skills
- Writing clearly and effectively
- Solving numerical problems
- Developing clearer career goals

complete list starts on page 3.

Challenges

- ♦ Relationship with administrative personnel and offices continues to get low marks in comparison with other schools. This low rating mirrors the results of other surveys.
- ♦ When compared to other large community colleges and other LCTCS colleges, Delgado has some challenges. The following are just a few:

- Making a class presentation
- Student satisfaction of computer labs
- Number of written papers or reports

complete list starts on page 6.

Other points of Interest

- ◆ Relationship with instructors is higher at Delgado than at other large community colleges in the sample, however, the difference is not statistically significant.
- ◆ Students are not gaining as much knowledge and skills in the area of computing and information technology than in the other colleges that participated in the survey. This difference is significant.
- ◆ Our students have a significantly greater understanding of people of other racial and ethnic backgrounds;
- ◆ Delgado students are less likely to use academic advising, computer labs, transfer credit assistance, child care, and financial aid advising than students at other colleges. Delgado students were less satisfied with these same services.
- ◆ Academic advising was rated the most important student service at Delgado. Career counseling and Financial Aid counseling were also rated high in importance.
- ◆ Student organizations and child care were the least important to Delgado students.
- ◆ Lack of finances was cited as the number one reason that would cause a student to withdraw from school.
- ◆ Delgado students said that their friends and family were supportive of them attending college.
- ◆ Delgado students rated their overall educational experience 3.05 out of 4. This was lower than other colleges and significantly lower than the La. Consortium.
- ◆ 78% of Delgado students spend 10 hours or less preparing for class. 52% spend 5 hours or less.
- ◆ 15% of Delgado students participate in college sponsored activities such as organization and student government.
- ◆ 93% of Delgado students would recommend to Delgado to others.
- ◆ Delgado students cited transfer to a 4-year institution as the most likely reason for leaving Delgado.

Points for thought and discussion

- ◆ Although Delgado students reported that they had gained writing skills, the number of papers they were required to write was significantly lower than other colleges.
- ◆ Only 11% of Delgado students indicated that child care was a problem. Does this mean that Delgado should not consider lack of child care to be a limiting factor for our students? How many potential students do we lose because child care is unavailable?
- ◆ Several challenges relate only to part time students. Fifty five percent of our students are part time.

Successes

Delgado vs. Large Community Colleges

The items below are areas where Delgado is out performing other large 2003 CCSSE schools. Large schools are defined as those having enrollment between 8,000 and 14,999. CCSSE recommends looking at the items below as starting discussion points. The items that appear under 'Successes' are items where Delgado's means are significantly higher than the other large 2003 CCSSE schools, at the .001 level.

COLLEGE ACTIVITIES

- 1h Our students tutor or teach other students (paid or voluntary)
- 1p Our students work harder than they thought they could to meet an instructors standards or expectations

- 1s Our students have serious conversations with students of a different race or ethnicity other than their own

OPINIONS ABOUT YOUR SCHOOL

- 6c Delgado encourages contact among students from different economic, social, and racial or ethnic backgrounds.
- 6d Delgado helps students cope with their non-academic responsibilities (work, family, etc.).
- 6e Delgado provides the support students need to thrive socially.
- 6f Delgado provides the financial support students need to afford an education.

EDUCATIONAL AND PERSONAL GROWTH

- 9b Our students are acquiring job or work-related knowledge and skills.
- 9c Our students are writing clearly and effectively.
- 9d Our students are speaking clearly and effectively.
- 9f Our students are solving numerical problems.
- 9i Our students are learning effectively on their own.
- 9j Our students are understanding themselves.
- 9k Our students are understanding people of other racial and ethnic backgrounds.
- 9l Our students are developing a personal code of values and ethics.
- 9n Our students are developing clearer career goals.
- 9o Our students are gaining information about career opportunities.

STUDENT SERVICES

- 10f Our students are using Child care.
- 10g Our students are using financial aid advising.
- 10g Our students consider financial aid advising important.

COLLEGE EXPERIENCES

- 14 The immediate families of our students are supportive of attendance at this college.
- 21 Our students are presently enrolled in more classes at this college.

Successes

By Enrollment Status

Delgado vs. Large Community Colleges

The items below are areas where Delgado is under performing as compared to other large 2003 CCSSE schools. Large schools are defined as those having enrollment between 8,000 and 14,999. CCSSE recommends looking at the items below as starting discussion points. The items that appear under 'Areas for Improvement' are items where Delgado's means are significantly lower than other large 2003 CCSSE schools, at the .001 level.

	Less than full time	Full Time
COLLEGE ACTIVITIES		
1e Our students did not come to class without completing readings or assignments.		√
1p Our students worked harder than they thought they could to meet an instructors standards or expectations.		√
1s Our students had serious conversations with students of a different race or ethnicity other than your own.	√	√
2f Our students used information they read or heard to perform a new skill.		√
OPINIONS ABOUT YOUR SCHOOL		
6a Delgado encourages students to spend significant amounts of time studying.		√
6d Delgado helps students cope with non-academic responsibilities (work, family, etc.).		√
6e Delgado provides the support students need to thrive socially.		√
6f Delgado provides the financial support students need to afford an education.	√	√
EDUCATIONAL AND PERSONAL GROWTH		
9b Our students are acquiring job or work-related knowledge and skills.		√
9d Our students are speaking clearly and effectively.		√
9f Our students are solving numerical problems.	√	√
9i Our students are learning effectively on their own.		√
9j Our students are understanding themselves.		√
9k Our students are understanding people of other racial and ethnic backgrounds.	√	√
9l Our students are developing a personal code of values and ethics.		√
9m Our students are contributing to the welfare of their community.		√
9n Our students are developing clearer career goals.		√
9o Our students are gaining information about career opportunities.		√
STUDENT SERVICES		
10g Our students are using financial aid advising.	√	√
10g Our students consider financial aid advising important.		√
COLLEGE EXPERIENCES		
13 Our students have friends who are supportive of their attending college.		√

Successes

Delgado vs. LCTCS Community Colleges

The items below are areas where Delgado is out performing (Successes) compared to other schools in the 2003 CCSSE LCTCS system. CCSSE recommends looking at the items below as starting discussion points. The items that appear under 'Successes' are items where Delgado's means are significantly higher than the other schools in the 2003 CCSSE LCTCS system, at the .001 level.

COLLEGE ACTIVITIES

- 1s Our students have serious conversations with students of different races or ethnicities other than their own.
- 3a The number of assigned textbooks, manuals, books, or book-length packs of course readings assigned to our students is greater than other schools.

COLLEGE EXPERIENCES

- 25 Our students have earned more TOTAL credit hours at this college, not counting the courses they are currently taking.

By Enrollment Status

Part time Full Time

COLLEGE ACTIVITIES

- 2b Our students are analyzing the basic elements of an idea, experience, or theory. ✓
- 2c Our students are synthesizing and organizing ideas, information, or experiences in new ways. ✓
- 2f Our students are using information you have read or heard to perform a new skill. ✓

OPINIONS ABOUT YOUR SCHOOL

- 6a Delgado encourages students to spend significant amounts of time studying. ✓

EDUCATIONAL AND PERSONAL GROWTH

- 9b Our students are acquiring job or work-related knowledge and skills. ✓
- 9o Our students are gaining information about career opportunities. ✓

COLLEGE EXPERIENCES

- 25 Our students have earned more TOTAL credit hours at this college, not counting the courses they are currently taking. ✓

Areas for Improvement (Challenges)

Delgado vs. Large Community Colleges

The items below are areas where Delgado is under performing when compared to other large 2003 CCSSE schools. Large schools are defined as those having enrollment between 8,000 and 14,000. CCSSE recommends looking at the items below as starting discussion points. The items that appear under 'Areas for Improvement' are items where Delgado's means are significantly lower than other large 2003 CCSSE schools, at the .001 level.

COLLEGE ACTIVITIES

- 1b Our students make fewer class presentations.
- 1d Our students worked on fewer papers and projects that required integrating ideas or information from various sources.
- 1k Our students used email less to communicate with an instructor.
- 3c Our students wrote fewer papers or reports of any length.

OPINIONS ABOUT YOUR SCHOOL

- 6g Delgado emphasizes using computers in academic work less than other schools.

STUDENT SERVICES

- 10h Our students use computer labs less than other schools and place less importance on them.
- 10h Our student satisfaction of computer labs is lower than other schools.

COLLEGE EXPERIENCES

- 25 Our students have earned fewer TOTAL credit hours, not counting the courses they are currently taking.

By Enrollment Status

	Part time	Full time
COLLEGE ACTIVITIES		
1b Our students made fewer class presentations.	√	√
1d Our students worked on fewer papers or projects that required integrating ideas or information from various sources.		√
1k Our students used email less to communicate with an instructor.	√	√
3c Our students wrote fewer papers or reports of any length.		√
OPINIONS ABOUT YOUR SCHOOL		
6g Delgado emphasizes using computers in academic work less than other schools.	√	√
EDUCATIONAL AND PERSONAL GROWTH		
9g Our students are using less computing and information technology.	√	
STUDENT SERVICES		
10h Our students use computer labs less than other schools.	√	√
10h Our student satisfaction of computer labs is lower than other schools.	√	
10h Our students place less importance on computer labs.		√
ISSUES THAT COULD CAUSE WITHDRAWAL		
11h Transfer to a four-year college - (not really a challenge).		√
COLLEGE EXPERIENCES		
25 Our students have earned fewer TOTAL credit hours at this college, not counting the courses they are currently taking.	√	

Areas for Improvement (Challenges)

Delgado vs. LCTCS Community Colleges

The items below are areas where Delgado is under performing when compared to other large 2003 CCSSE schools. Large schools are defined as those having enrollment between 8,000 and 14,000. CCSSE recommends looking at the items below as starting discussion points. The items that appear under 'Areas for Improvement' are items where Delgado's means are significantly lower than other large 2003 CCSSE schools, at the .001 level.

COLLEGE ACTIVITIES

- 1b Our students make fewer class presentations.
- 1c Our students were less likely to prepared two or more drafts of a paper or assignment before turning it in.
- 1d Our students worked on fewer papers and projects that required integrating ideas or information from various sources.
- 1k Our students used email to communicate with an instructor less than other schools.

OPINIONS ABOUT YOUR SCHOOL

- 6g Our students use computers in academic work less than other schools.

EDUCATIONAL AND PERSONAL GROWTH

- 9g Our students are not using computing and information technology as much as other schools.

STUDENT SERVICES

- 10a Our students are not using academic advising/planning as much as other schools.
- 10h Our students are not using computer labs as much as students at other schools.
- 10j Our students are not using transfer credit assistance as much as students at other schools.
- 10a Our students are less satisfied with academic advising/planning.
- 10g Our students are less satisfied with financial aid advising.
- 10h Our students are less satisfied with computer labs.
- 10j Our students are less satisfied with transfer credit assistance.

COLLEGE EXPERIENCES

- 29 Our students are less satisfied with their entire educational experience at Delgado

By Enrollment Status

	<u>Part time</u>	<u>Full Time</u>
COLLEGE ACTIVITIES		
1b Our students make fewer class presentations.	√	√
1c Prepared two or more drafts of a paper or assignment before turning it in.		√
1d Worked on a paper or project that required integrating ideas or information from various sources.		√
1k Used email to communicate with an instructor.	√	√
OPINIONS ABOUT YOUR SCHOOL		
6g Using computers in academic work.	√	√
EDUCATIONAL AND PERSONAL GROWTH		
9g Using computing and information technology.	√	
STUDENT SERVICES		
10a Frequency: Academic advising/planning		√
10h Frequency: Computer lab		√

Areas for Improvement (Challenges)

By Enrollment Status - continued

Delgado vs. LCTCS Community Colleges

Part time Full Time

STUDENT SERVICES - continued

10j	Our students are not using transfer credit assistance as much as students at other schools.		
10k	Our students are not using services for people with disabilities as much as students at other schools.		√
10a	Our students are less satisfied with academic advising/planning.		
10b	Our students are less satisfied with career counseling	√	
10g	Our students are less satisfied with financial aid advising.		√
10h	Our students are less satisfied with computer labs.	√	
10h	Our students rank computer labs less important that other schools.		√

ISSUES THAT COULD CAUSE WITHDRAWAL

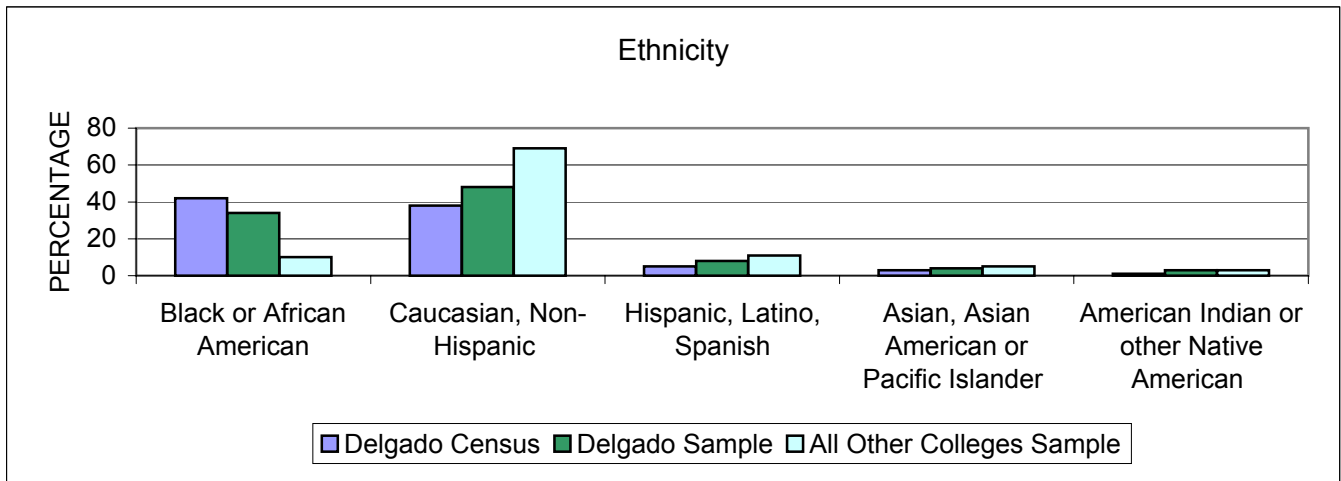
11h	Transfer to a four-year college		√
-----	---------------------------------	--	---

COLLEGE EXPERIENCES

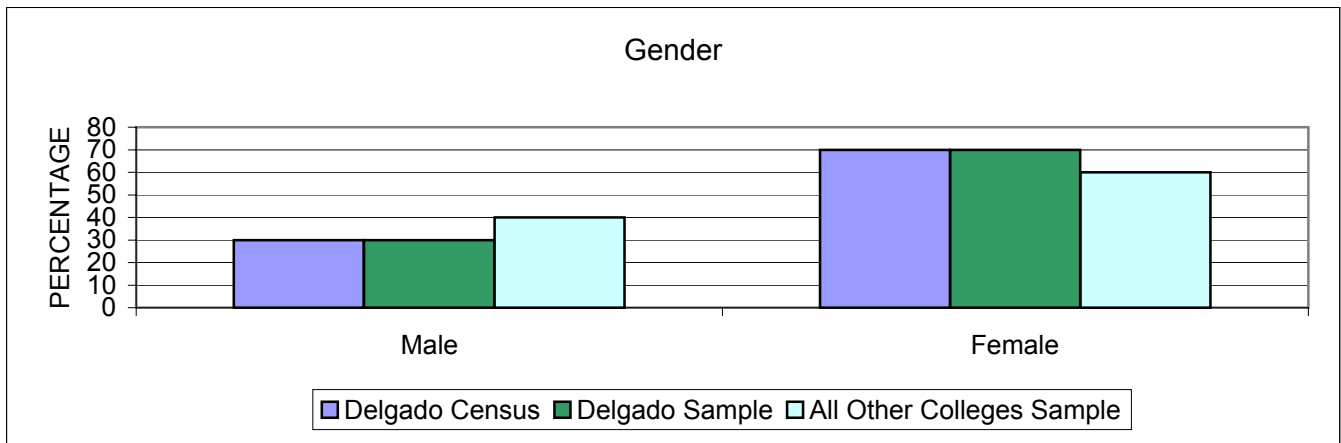
21	Our students are enrolled in fewer classes.		√
29	Our students are less satisfied with their entire educational experience at Delgado.		

Student Demographics

Ethnicity	Spring 2003		
	Delgado Census	Delgado Sample	All Other Colleges Sample
	Percentage		
Black or African American	42	34	10
Caucasian, Non-Hispanic	38	48	69
Hispanic, Latino, Spanish	5	8	11
Asian, Asian American or Pacific Islander	3	4	5
American Indian or other Native American	1	3	3
Native Hawaiian		0	0
Other		2	3
Did not indicate	12		

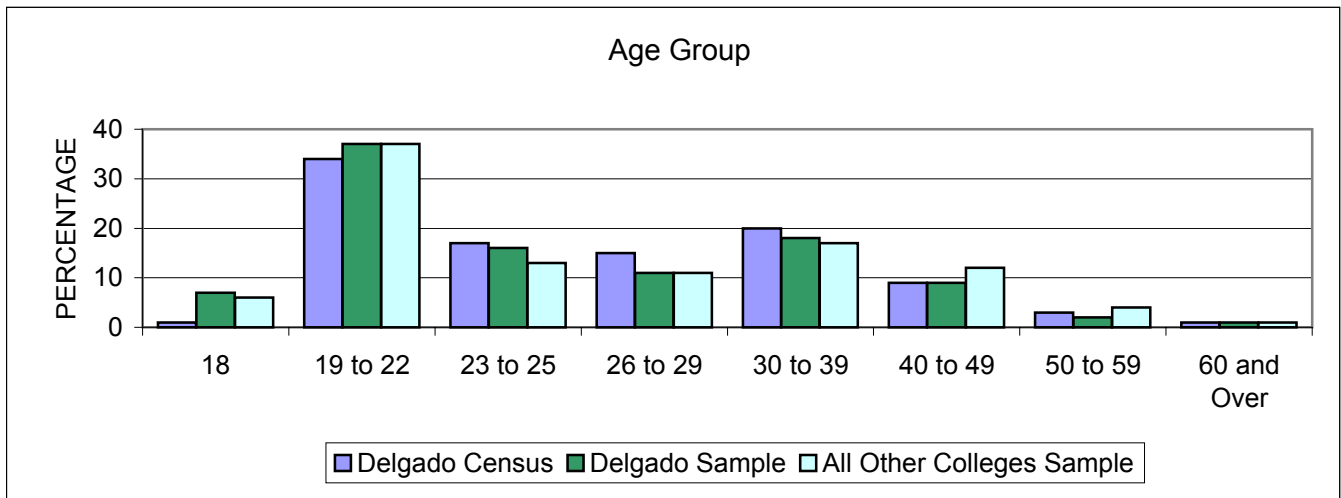


Gender	Spring 2003		
	Delgado Census	Delgado Sample	All Other Colleges Sample
	Percentage		
Male	30	30	40
Female	70	70	60

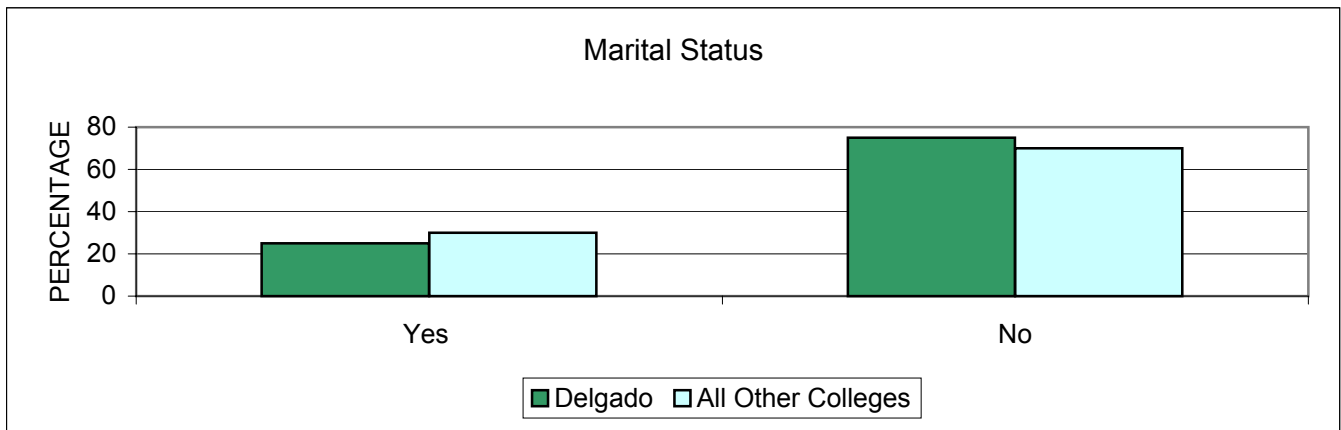


Student Demographics

Age Group	Spring 2003		
	Delgado Census	Delgado Sample	All Other Colleges Sample
	Percentage		
17 or less	0	0	0
18	1	7	6
19 to 22	34	37	37
23 to 25	17	16	13
26 to 29	15	11	11
30 to 39	20	18	17
40 to 49	9	9	12
50 to 59	3	2	4
60 and Over	1	1	1

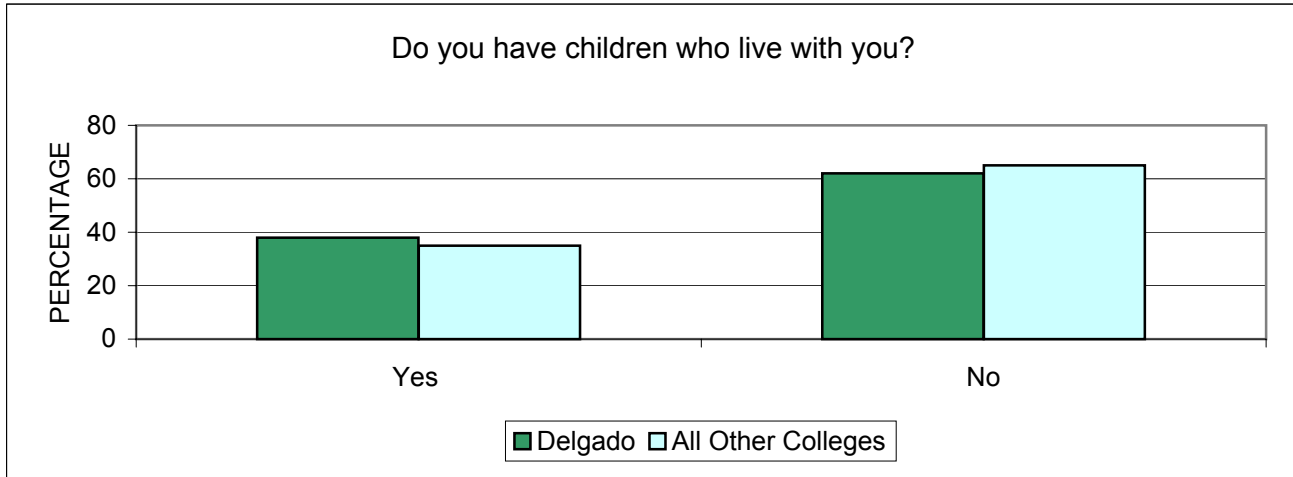


Marital Status	Spring 2003	
	Delgado	All Other Colleges
	Percentage	
Yes	25	30
No	75	70

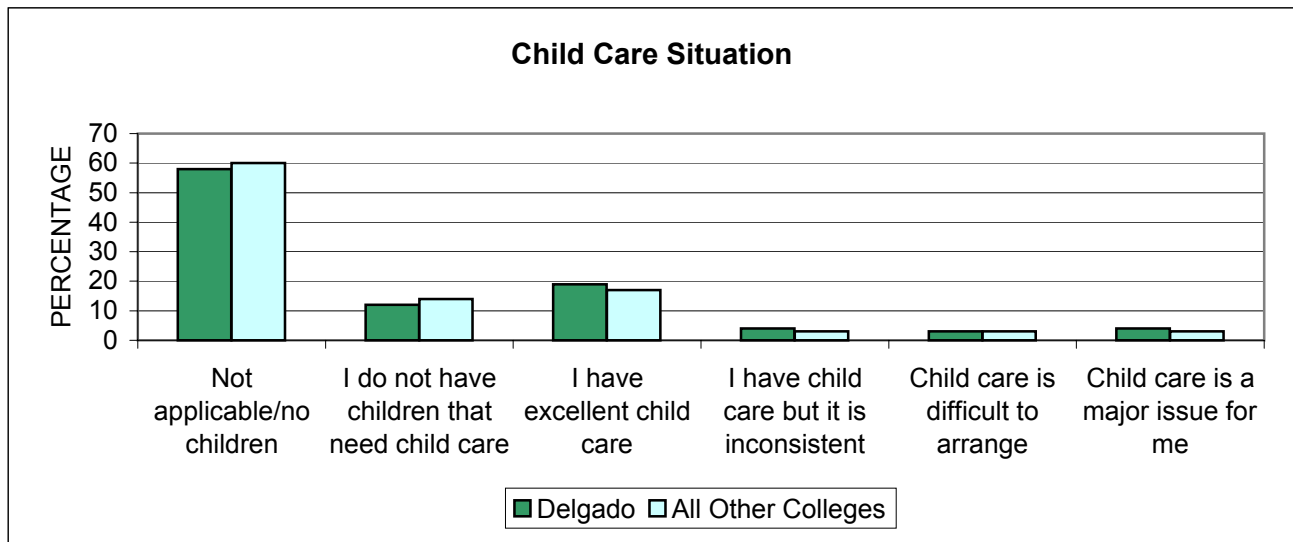


Student Profile

Do you have children who live with you?	Spring 2003	
	Delgado	All Other Colleges
	Percentage	
Yes	38	35
No	62	65



If you have children living with you, which of the following best describes your child care situation? (Mark all that apply)	Spring 2003	
	Delgado	All Other Colleges
	Percentage	
Not applicable/no children	58	60
I do not have children that need child care	12	14
I have excellent child care	19	17
I have child care but it is inconsistent	4	3
Child care is difficult to arrange	3	3
Child care is a major issue for me	4	3

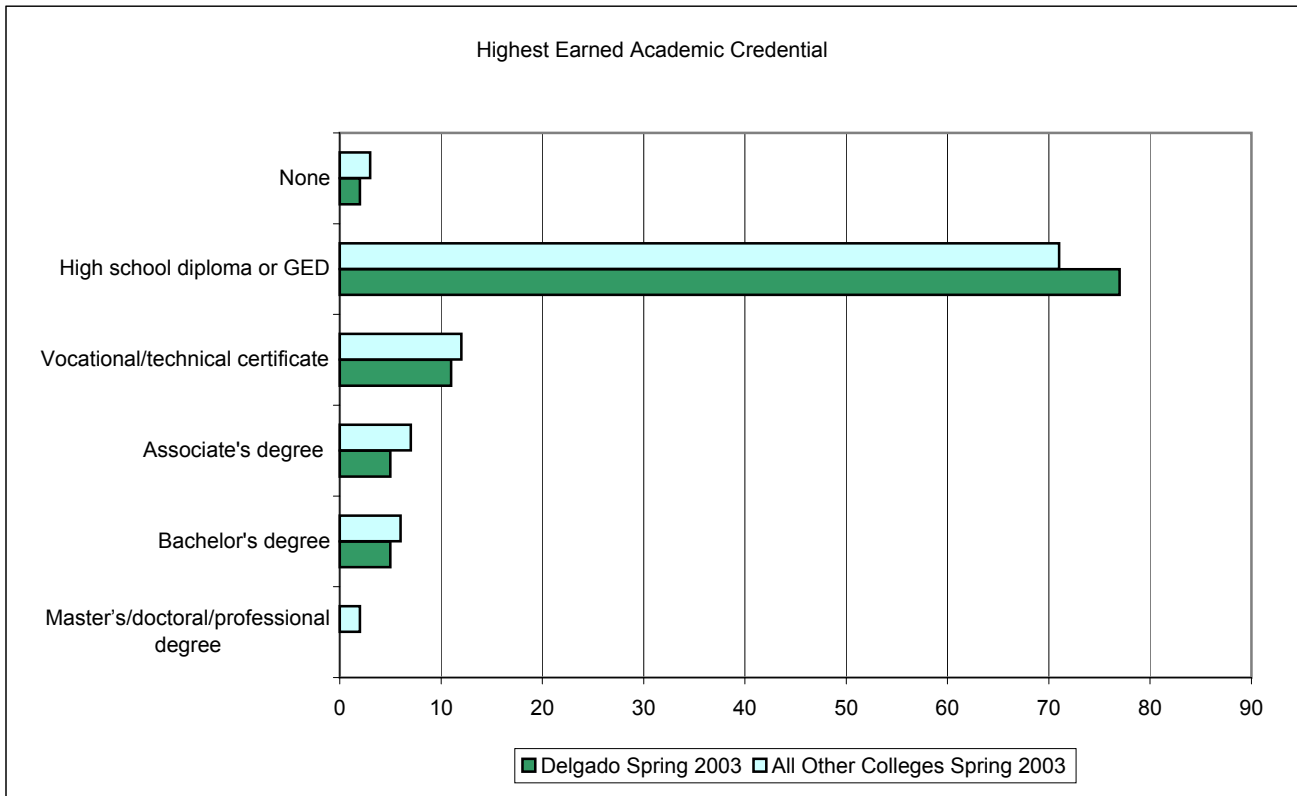


Student Profile

Is English your native (first) language?	Spring 2003	
	Delgado	All Other Colleges
	Percentage	
Yes	92	90
No	8	10

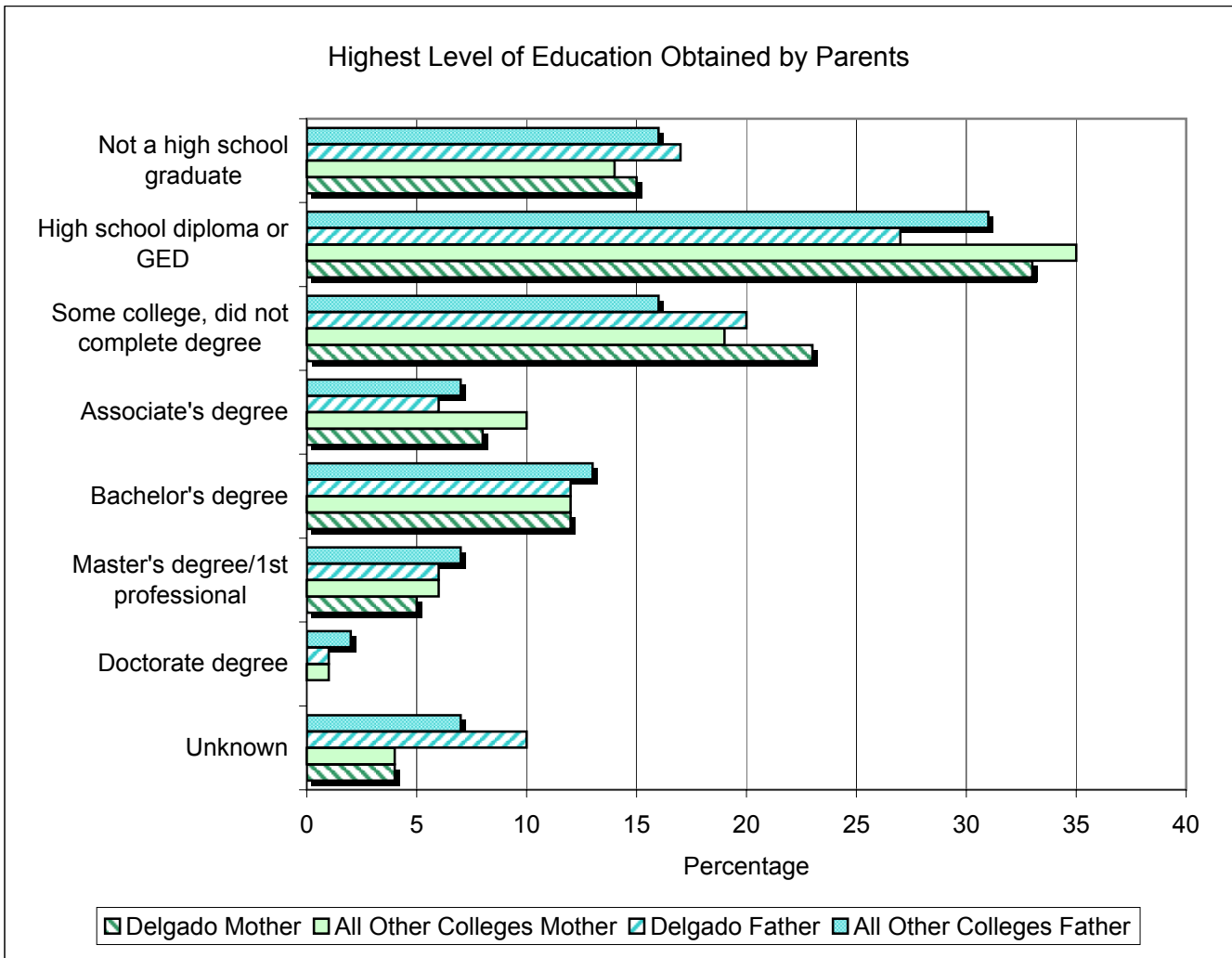
Are you an international student or foreign national?	Spring 2003	
	Delgado	All Other Colleges
	Percentage	
Yes	8	6
No	92	94

What is the highest academic credential you have earned?	Spring 2003	
	Delgado	All Other Colleges
	Percentage	
None	2	3
High school diploma or GED	77	71
Vocational/technical certificate	11	12
Associate's degree	5	7
Bachelor's degree	5	6
Master's/doctoral/professional degree	0	2



Student Profile

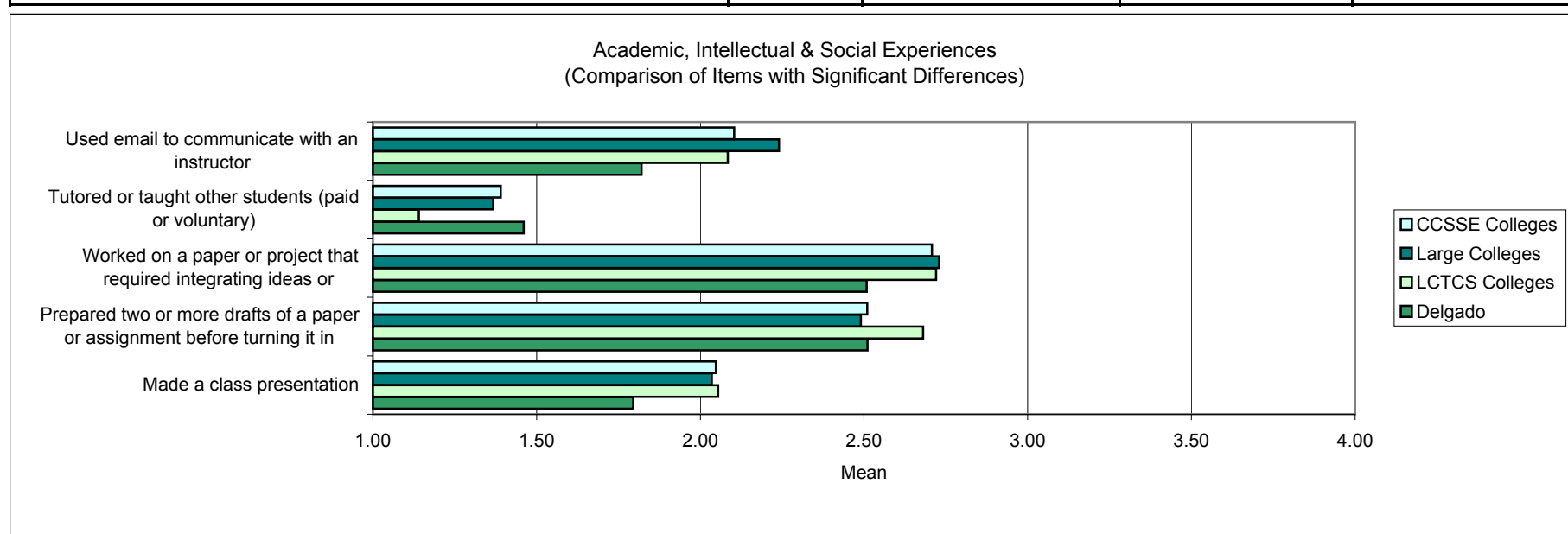
What is the highest level of education obtained by your:	Spring 2003				
	Delgado			All Other Colleges	
	Percentage			Percentage	
	Mother	Father		Mother	Father
Not a high school graduate	15	17	14	16	
High school diploma or GED	33	27	35	31	
Some college, did not complete degree	23	20	19	16	
Associate's degree	8	6	10	7	
Bachelor's degree	12	12	12	13	
Master's degree/1st professional	5	6	6	7	
Doctorate degree	0	1	1	2	
Unknown	4	10	4	7	



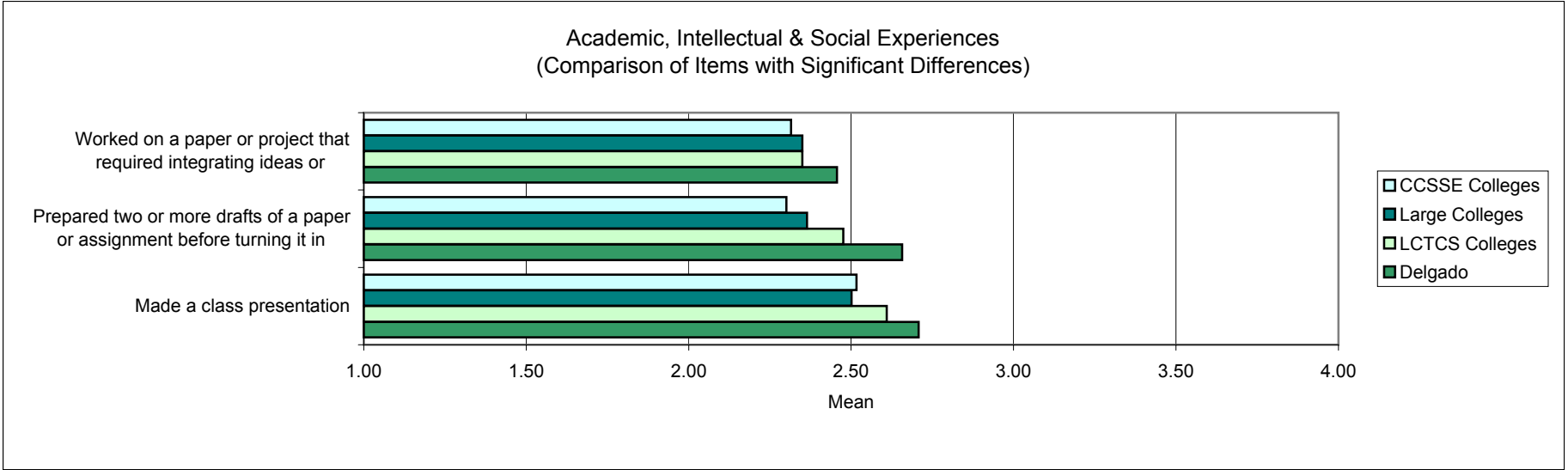
Mean Scores

COLLEGE ACTIVITIES	Delgado		LCTCS colleges			Large colleges			2003 Colleges		
	Delgado Students N=662		LCTCS colleges N=1871			Large colleges N = 65,238			All CCSSE colleges N=52686		
Item	Mean	Mean	Sig ^a	Effect Size	Mean	Sig ^a	Effect Size	Mean	Sig ^b	Effect Size	
Academic, Intellectual & Social Experiences											
1. In your experiences at this college during the current school year, about how often have you done each of the following? <i>Scale: 1 = Never, 2 = Sometimes, 3 = Often, 4 = Very Often</i>											
a. Asked questions in class or contributed to class discussions	2.87	2.92			2.85			2.88			
b. Made a class presentation	1.79	2.05	*	-0.28	2.04	*	-0.28	2.05	*	-0.28	
c. Prepared two or more drafts of a paper or assignment before turning it in	2.51	2.68	*	-0.17	2.49			2.51			
d. Worked on a paper or project that required integrating ideas or information from various sources	2.51	2.72	*	-0.23	2.73	*	-0.25	2.71	*	-0.22	
e. Came to class without completing readings or assignments	1.87	1.87			1.97			1.93			
f. Worked with other students on projects during class	2.44	2.45			2.49			2.51			
g. Worked with classmates outside of class to prepare class assignments	1.87	1.98			1.83			1.86			
h. Tutored or taught other students (paid or voluntary)	1.46	1.41			1.37	*	0.14	1.39			
i. Participated in a community-based project as a part of a regular course	1.27	1.34			1.26			1.28			
j. Used an electronic medium (list-serv, chat group, Internet, etc.) to discuss or complete an assignment	2.02	2.15			2.11			2.09			
k. Used email to communicate with an instructor	1.82	2.08	*	-0.27	2.24	*	-0.43	2.10	*	-0.29	
l. Discussed grades or assignments with an instructor	2.54	2.56			2.47			2.50			
m. Talked about career plans with an instructor or advisor	1.95	2.07			1.94			2.01			
n. Discussed ideas from your readings or classes with instructors outside of class	1.81	1.85			1.72			1.72			

COLLEGE ACTIVITIES	Delgado	LCTCS colleges			Large colleges			2003 Colleges		
Item	Mean	Mean	Sig ^a	Effect Size	Mean	Sig ^a	Effect Size	Mean	Sig ^b	Effect Size
Academic, Intellectual & Social Experiences continued										
o. Received prompt feedback (written or oral) from instructors on your performance	2.74	2.68			2.69			2.66		
p. Worked harder than you thought you could to meet an instructor's standards or expectations	2.71	2.61			2.50	*	0.25	2.52	*	0.23
q. Worked with instructors on activities other than coursework	1.41	1.46			1.36			1.39		
r. Discussed ideas from your readings or classes with others outside of class (students, family members, coworkers, etc.)	2.67	2.65			2.59			2.59		
s. Had serious conversations with students of a different race or ethnicity than your own	2.66	2.48	*	0.17	2.36	*	0.29	2.30	*	0.35
t. Had serious conversations with students who differ from you in terms of their religious beliefs, political opinions, or personal values	2.46	2.35			2.35			2.32	*	0.14

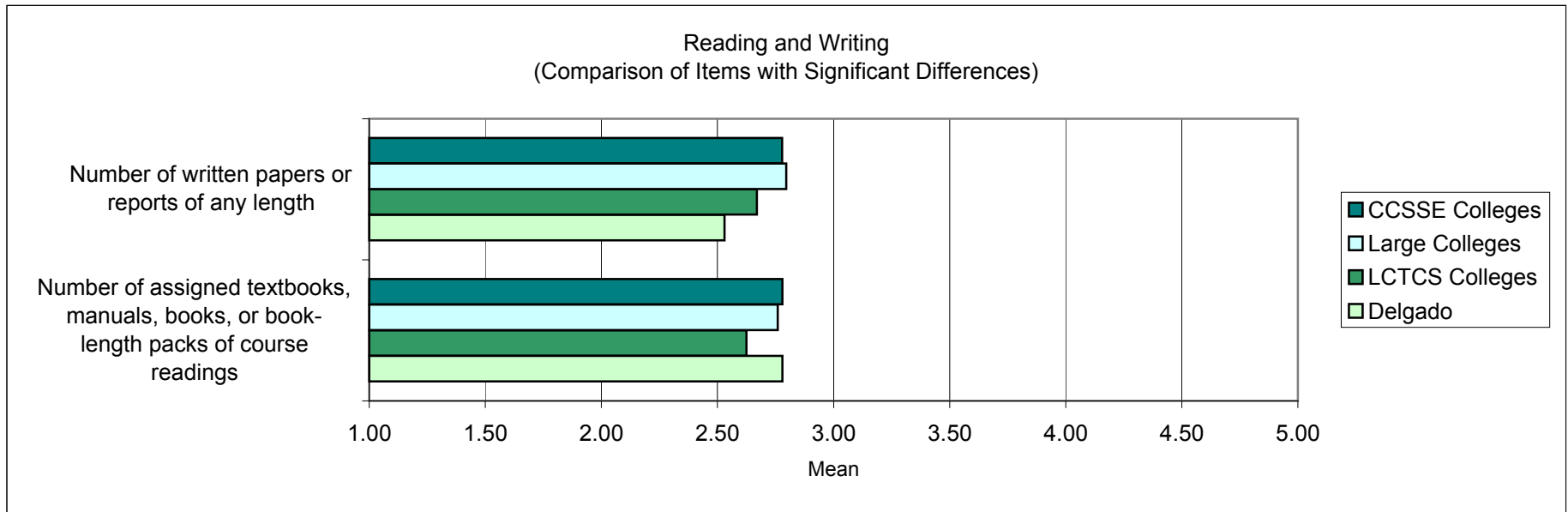


COLLEGE ACTIVITIES



COLLEGE ACTIVITIES	Delgado			LCTCS colleges			Large colleges			CCSSE Colleges		
	Item	Mean		Mean	Sig ^a	Effect Size	Mean	Sig ^a	Effect Size	Mean	Sig ^b	Effect Size
2. During the current school year, how much has your coursework at this college emphasized the following mental activities? <i>Scale: 1 = Very Little, 2 = Some, 3 = Quite a bit, 4 = Very Much</i>												
a. Memorizing facts, ideas, or methods from your courses and readings so you can repeat them in pretty much the same form		2.88		2.88			2.78			2.80		
b. Analyzing the basic elements of an idea, experience, or theory		2.84		2.76			2.82			2.79		
c. Synthesizing and organizing ideas, information, or experiences in new ways		2.75		2.70			2.68			2.67		
d. Making judgments about the value or soundness of information, arguments, or methods		2.57		2.52			2.54			2.52		
e. Applying theories or concepts to practical problems or in new situations		2.67		2.59			2.63			2.63		
f. Using information you have read or heard to perform a new skill.		2.82		2.69			2.74			2.75		

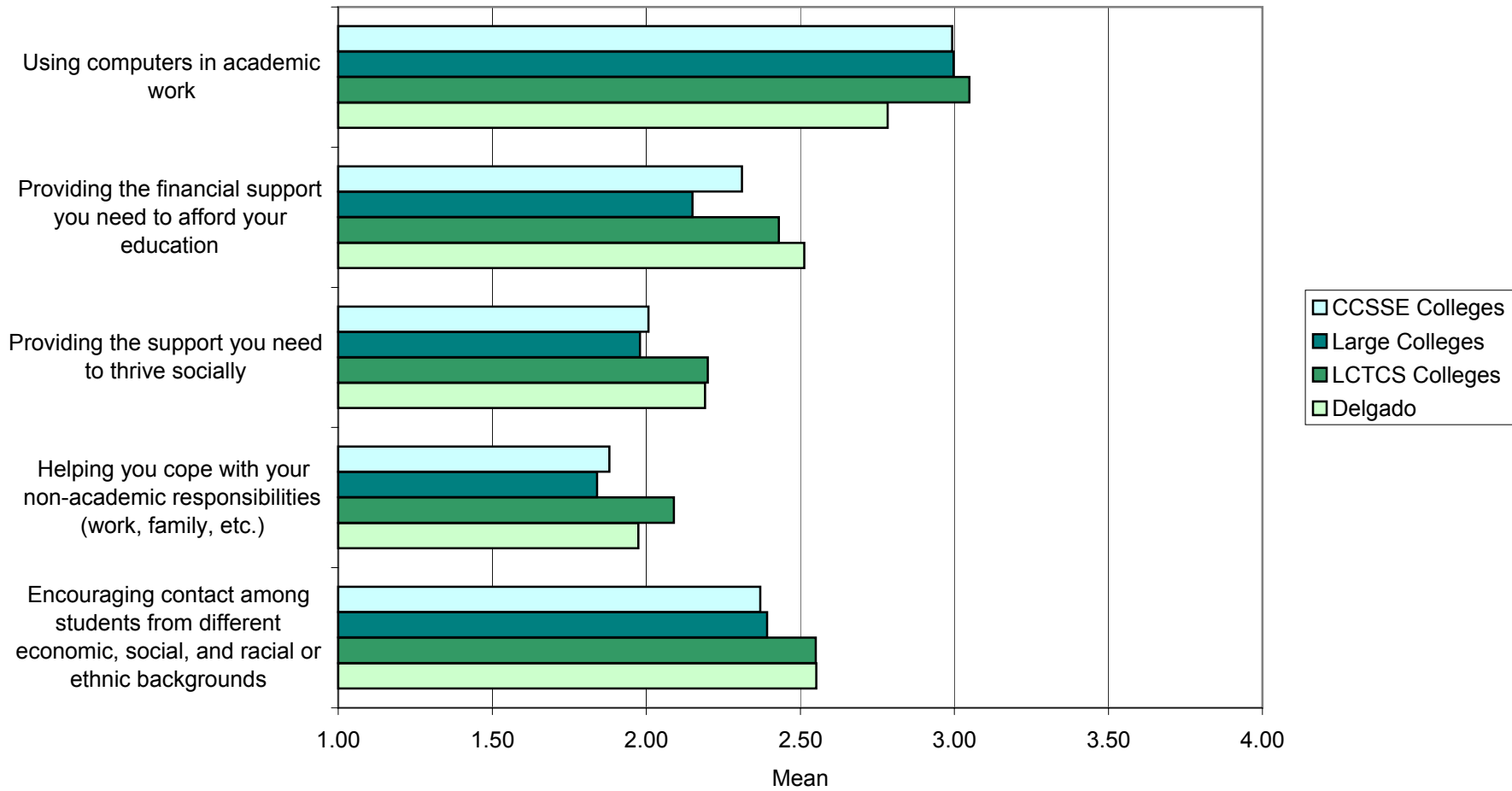
COLLEGE ACTIVITIES Item	Delgado		LCTCS colleges			Large colleges			CCSSE colleges		
	Mean		Mean	Sig ^a	Effect Size	Mean	Sig ^a	Effect Size	Mean	Sig ^b	Effect Size
Reading and Writing	<i>Scale: 1 = None, 2 = Between 1 & 4, 3 = Between 5 & 10, 4 = Between 11 & 20 and 5 = More than 20</i>										
3. During the current school year, about how much reading and writing have you done <u>at this college?</u>											
a. Number of assigned textbooks, manuals, books, or book-length packs of course readings	2.78		2.63	*	0.16	2.76			2.78		
b. Number of books read on your own (not assigned) for personal enjoyment or academic enrichment	1.99		2.03			2.10			2.09		
c. Number of written papers or reports of any length	2.53		2.67			2.80	*	-0.24	2.78	*	-0.22



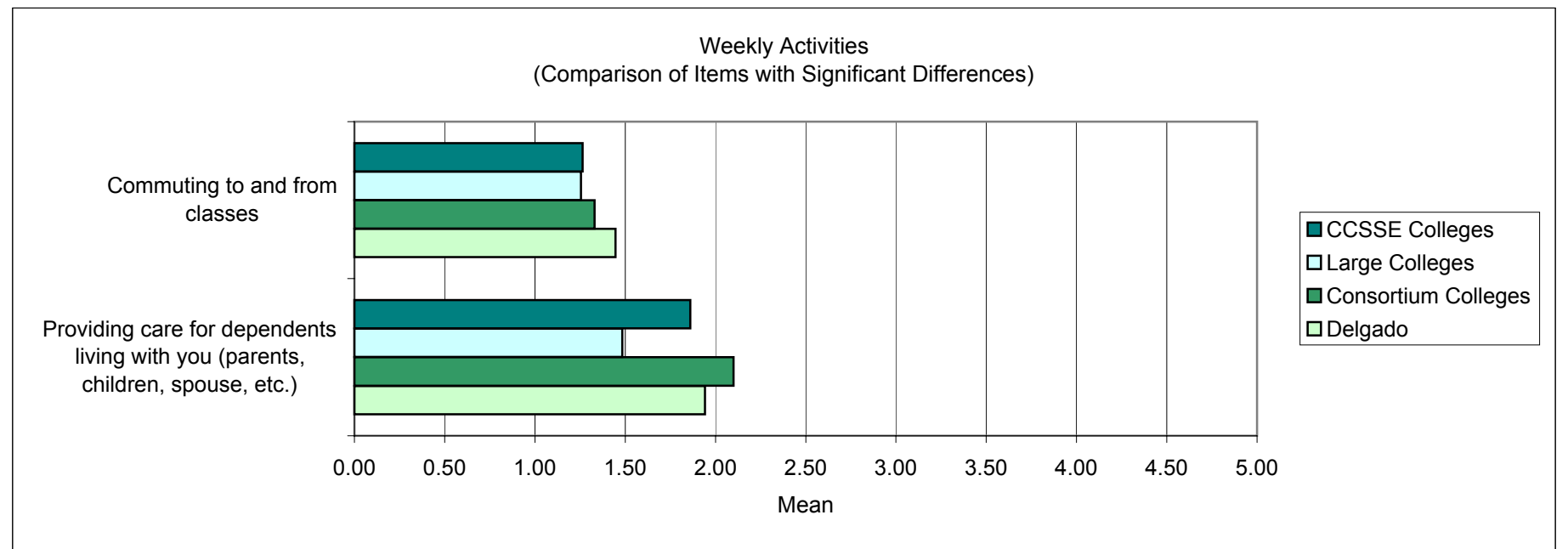
COLLEGE ACTIVITIES		Delgado	LCTCS colleges			Large colleges			2003 Colleges		
Item		Mean	Mean	Sig^a	Effect Size	Mean	Sig^a	Effect Size	Mean	Sig^b	Effect Size
Nature of Exams		<i>1=Extremely easy to 7=Extremely challenging</i>									
4. Mark the box that best represents the extent to which your examinations during the current school year have challenged you to do your best work at this college.		4.82	4.92			4.89			4.96		
Other Educational Experiences											
5. Which of the following have you done, are you doing, or do you plan to do while attending this college?		Note: The response type of the items in this section of <i>The College Student Report</i> is categorical. Refer to frequency data for comparative results. Starts on page 30.									
OPINIONS ABOUT YOUR SCHOOL		Delgado	Consortium colleges			Large colleges			2003 Colleges		
Item		Mean	Mean	Sig^a	Effect Size	Mean	Sig^a	Effect Size	Mean	Sig^b	Effect Size
Institutional Emphasis											
6. How much does this college emphasize each of the following?		<i>1=Very little, 2=Some, 3=Quite a bit, 4=Very much</i>									
a. Encouraging you to spend significant amounts of time studying		2.94	2.91			2.87			2.89		
b. Providing the support you need to help you succeed at this college		2.93	3.00			2.89			2.90		
c. Encouraging contact among students from different economic, social, and racial or ethnic backgrounds		2.55	2.55			2.39	*	0.17	2.37	*	0.19
d. Helping you cope with your non-academic responsibilities (work, family, etc.)		1.97	2.09			1.84	*	0.15	1.88		
e. Providing the support you need to thrive socially		2.19	2.20			1.98	*	0.24	2.01	*	0.20
f. Providing the financial support you need to afford your education		2.51	2.43			2.15	*	0.34	2.31	*	0.18
g. Using computers in academic work		2.78	3.05	*	-0.29	3.00	*	-0.23	2.99	*	-0.22

OPINIONS ABOUT YOUR SCHOOL

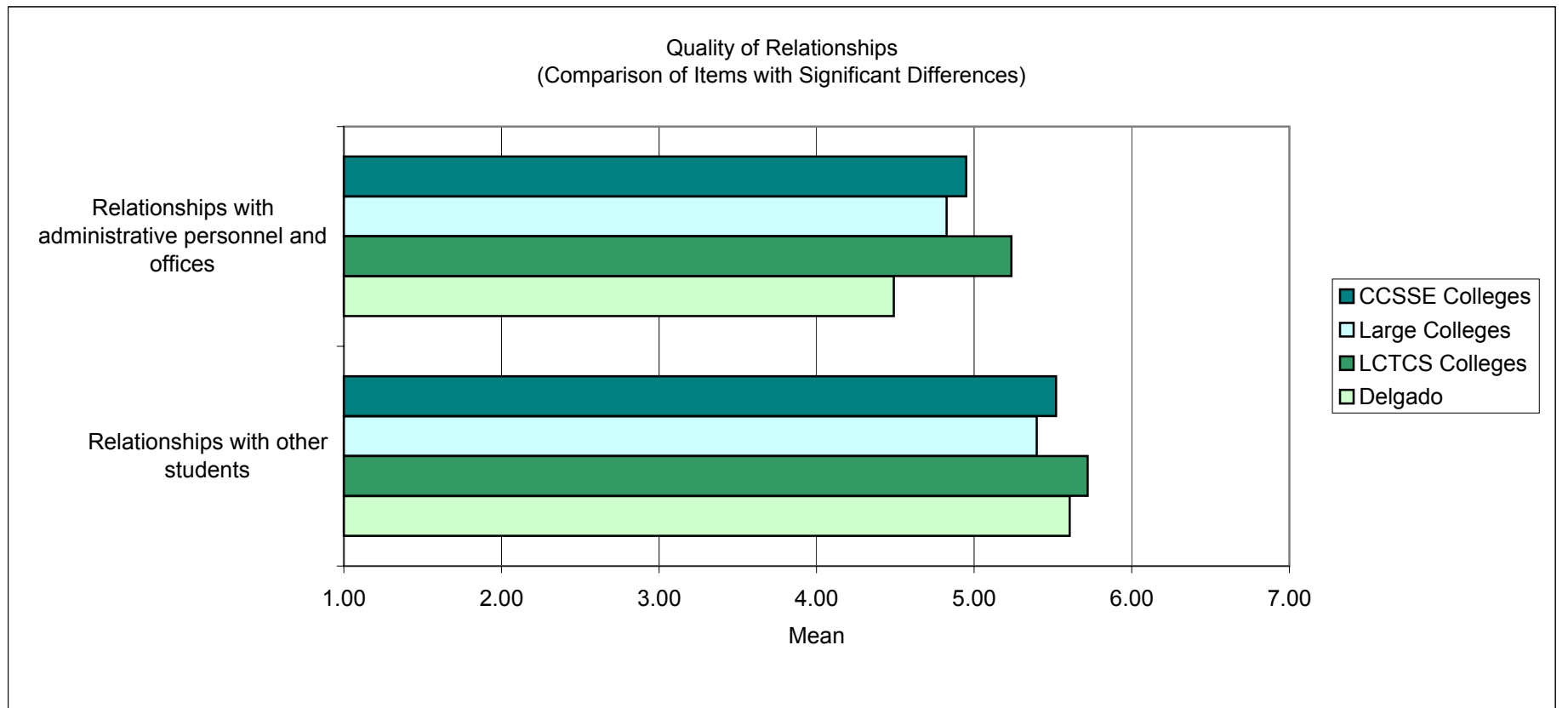
Institutional Emphasis
(Comparison of Items with Significant Differences)



WEEKLY ACTIVITIES	Delgado	LCTCS colleges			Large colleges			2003 Colleges		
Item	Mean	Mean	Sig ^a	Effect Size	Mean	Sig ^a	Effect Size	Mean	Sig ^b	Effect Size
7. About how many hours do you spend in a typical 7 - day week doing each of the following?	<i>0=None, 1=1-5 hours/week, 2=6-10 hours/week, 3=11-20 hours/week, 4=21-30 hours/week, 5=More than 30 hours/week</i>									
a. Preparing for class (studying, reading, writing, rehearsing or other activities related to your program)	1.79	1.68			1.84			1.84		
b. Working for pay on campus	0.17	0.22			0.20			0.19		
c. Working for pay off campus	3.07	3.19			3.14			3.17		
d. Participating in college-sponsored activities (organizations, campus publications, student government, intercollegiate or intramural sports, etc.)	0.22	0.22			0.20			0.21		
e. Providing care for dependents living with you (parents, children, spouse, etc.)	1.94	2.10			1.48	*	0.23	1.86		
f. Commuting to and from classes	1.45	1.33			1.25	*	0.24	1.26	*	0.22



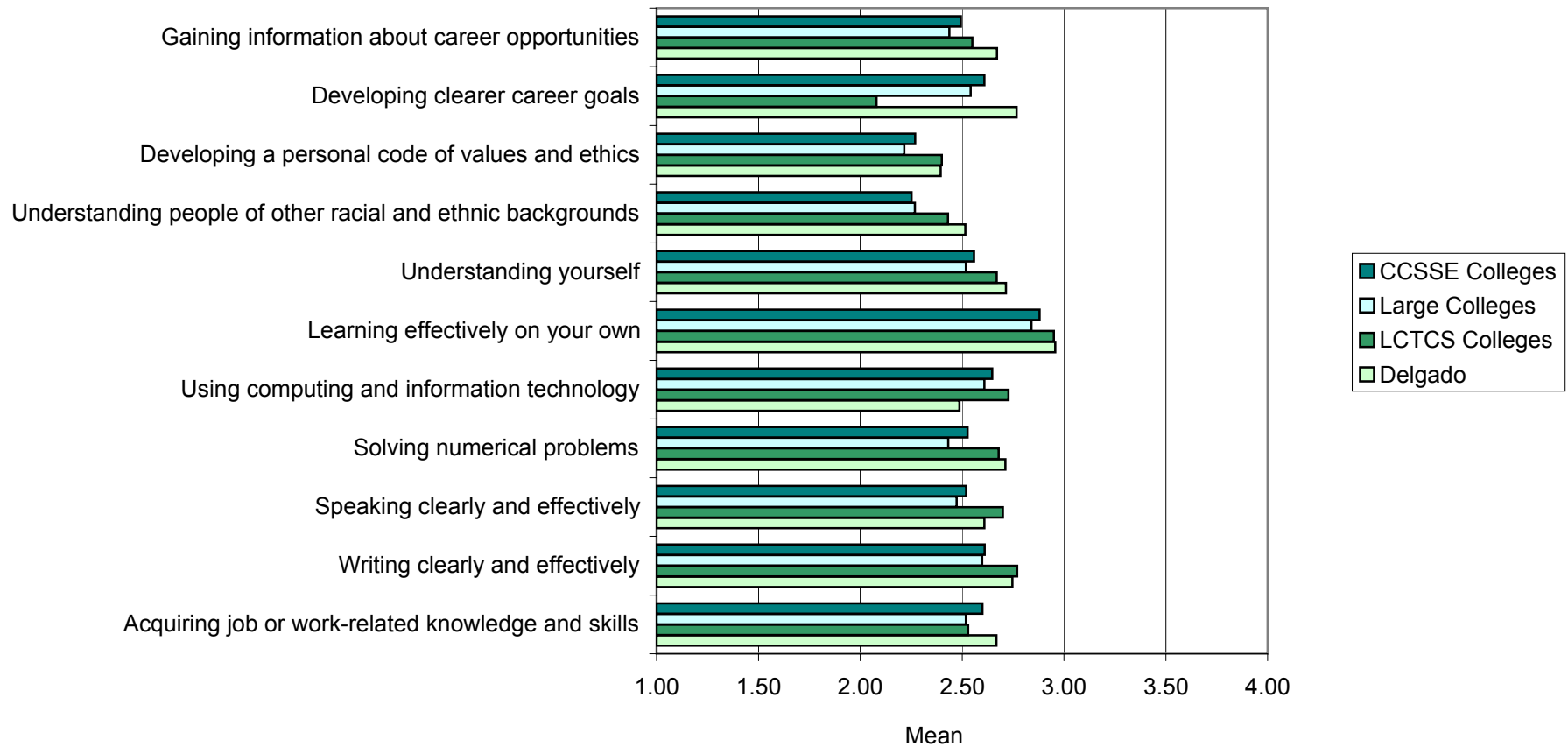
Quality of Relationships	Delgado	LCTCS colleges			Large colleges			2003 Colleges		
Item	Mean	Mean	Sig ^a	Effect Size	Mean	Sig ^a	Effect Size	Mean	Sig ^b	Effect Size
8. Mark the box that best represents the quality of your relationships with people at this college.	<i>1=Unfriendly, unsupportive, sense of alienation to 7=Friendly, supportive, sense of belonging</i>									
a. Relationships with other students	5.61	5.72			5.40	*	0.16	5.52		
b. Relationships with instructors	5.74	5.82			5.62			5.71		
c. Relationships with administrative personnel and offices	4.49	5.24	*	-0.45	4.82	*	-0.21	4.95	*	-0.28



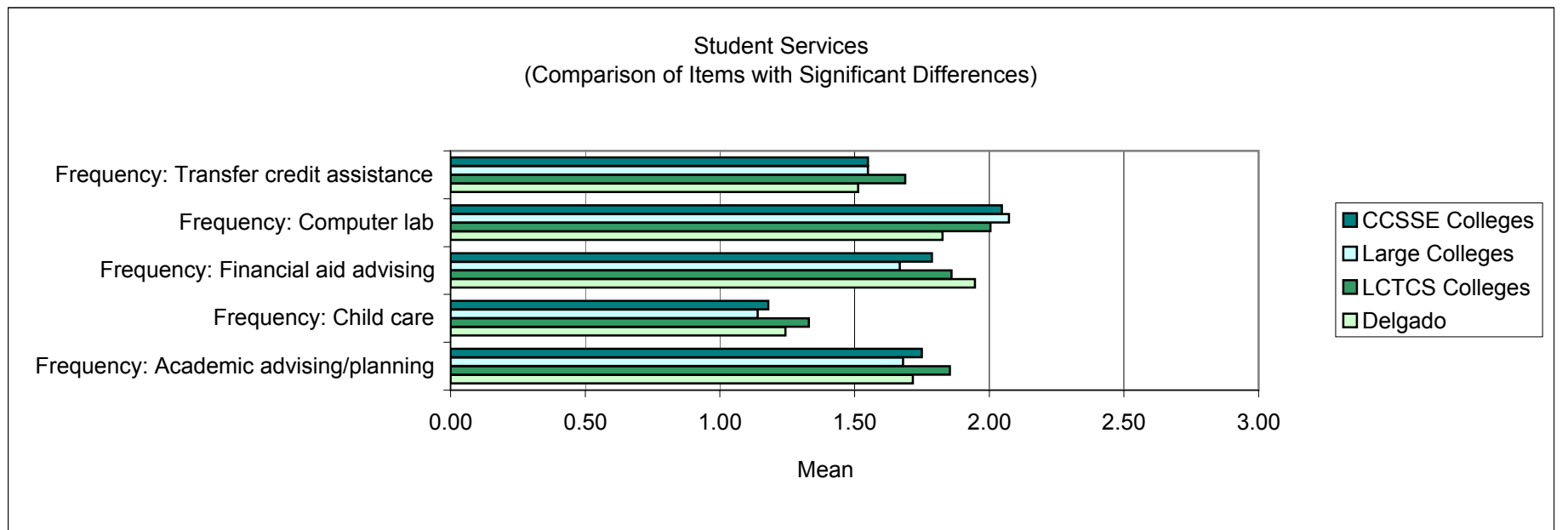
EDUCATIONAL AND PERSONAL GROWTH	Delgado	LCTCS colleges			Large colleges			2003 Colleges		
Item	Mean	Mean	Sig ^a	Effect Size	Mean	Sig ^a	Effect Size	Mean	Sig ^b	Effect Size
Knowledge, Skills & Personal Development										
9. How much has YOUR EXPERIENCE AT THIS COLLEGE contributed to your knowledge, skills, and personal development in the following areas?	<i>1=Very little, 2=Some, 3=Quite a bit, 4=Very much</i>									
a. Acquiring a broad general education	2.84	2.96			2.81			2.85		
b. Acquiring job or work-related knowledge and skills	2.67	2.53			2.52	*	0.15	2.60		
c. Writing clearly and effectively	2.75	2.77			2.60	*	0.16	2.61	*	0.15
d. Speaking clearly and effectively	2.61	2.70			2.47	*	0.14	2.52		
e. Thinking critically and analytically	2.86	2.88			2.78			2.82		
f. Solving numerical problems	2.71	2.68			2.43	*	0.28	2.53	*	0.19
g. Using computing and information technology	2.49	2.73	*	-0.24	2.61			2.65	*	-0.16
h. Working effectively with others	2.69	2.80			2.60			2.67		
i. Learning effectively on your own	2.96	2.95			2.84	*	0.13	2.88		
j. Understanding yourself	2.72	2.67			2.52	*	0.20	2.56	*	0.16
k. Understanding people of other racial and ethnic backgrounds	2.52	2.43			2.27	*	0.25	2.25	*	0.26
l. Developing a personal code of values and ethics	2.39	2.40			2.22	*	0.18	2.27		
m. Contributing to the welfare of your community	1.97	2.08			1.85			1.91		
n. Developing clearer career goals	2.77	2.71			2.54	*	0.23	2.61	*	0.16
o. Gaining information about career opportunities	2.67	2.55			2.44	*	0.23	2.49	*	0.17

EDUCATIONAL AND PERSONAL GROWTH

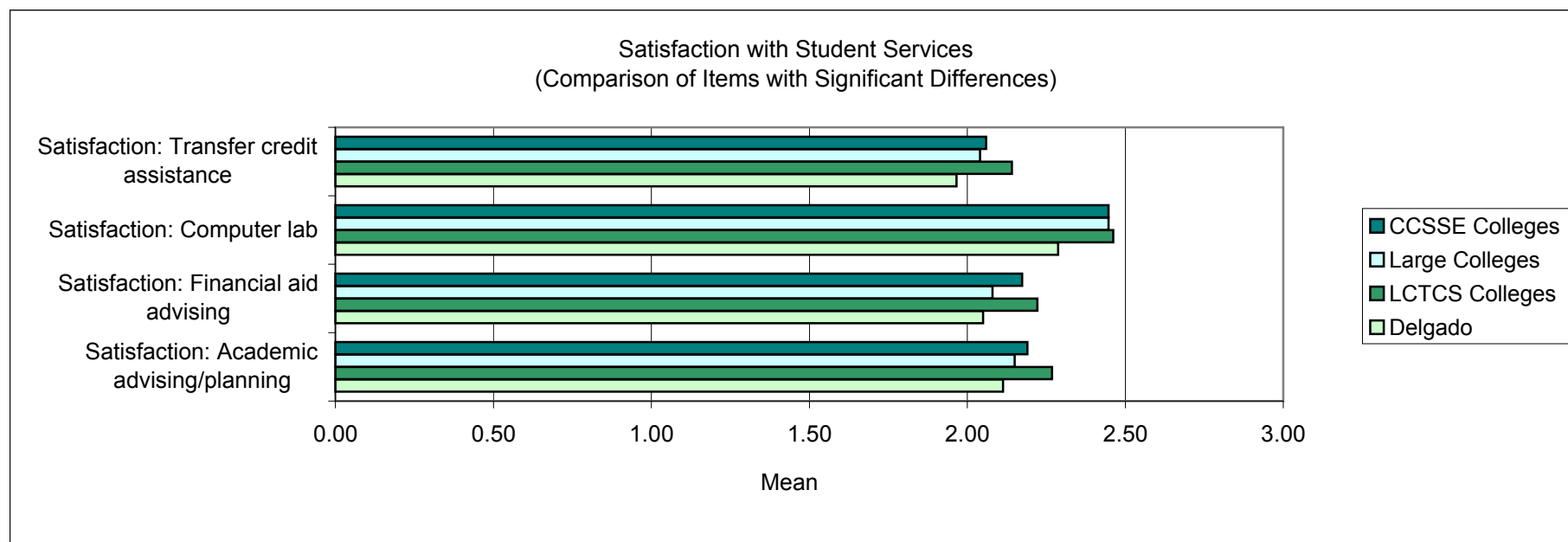
Educational and Personal Growth
(Comparison of Items with Significant Differences)



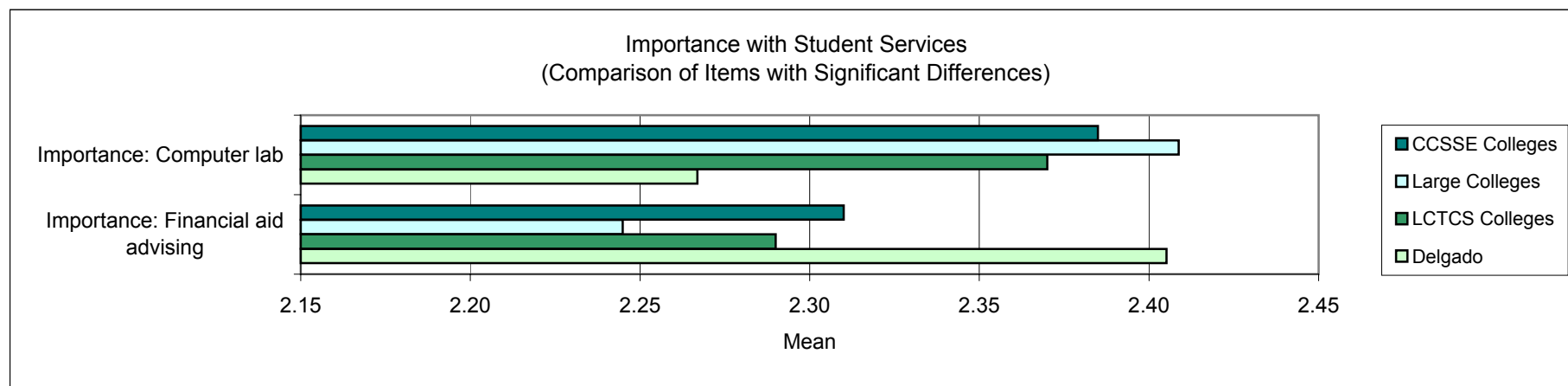
STUDENT SERVICES		Delgado	LCTCS colleges			Large colleges			2003 Colleges		
Item		Mean	Mean	Sig ^a	Effect Size	Mean	Sig ^a	Effect Size	Mean	Sig ^b	Effect Size
10.1 How often do you use the following services?		<i>0=Don't know/N.A, 1=Rarely/never, 2=Sometimes, 3=Often</i>									
a. Frequency: Academic advising/planning		1.72	1.85	*	-0.20	1.68			1.75		
b. Frequency: Career counseling		1.47	1.49			1.41			1.45		
c. Frequency: Job placement assistance		1.26	1.32			1.22			1.25		
d. Frequency: Peer or other tutoring		1.45	1.53			1.40			1.43		
e. Frequency: Skill labs (writing, math, etc.)		1.69	1.72			1.63			1.69		
f. Frequency: Child care		1.24	1.33			1.14	*	0.23	1.18		
g. Frequency: Financial aid advising		1.95	1.86			1.67	*	0.38	1.79	*	0.21
h. Frequency: Computer lab		1.83	2.00	*	-0.23	2.07	*	-0.32	2.05	*	-0.28
i. Frequency: Student organizations		1.34	1.37			1.28			1.31		
j. Frequency: Transfer credit assistance		1.51	1.69	*	-0.23	1.55			1.55		
k. Frequency: Services for people with disabilities		1.25	1.40			1.24			1.27		



SATISFACTION WITH STUDENT SERVICES				Delgado	LCTCS colleges			Large colleges			2003 Colleges		
Item				Mean	Mean	Sig ^a	Effect Size	Mean	Sig ^a	Effect Size	Mean	Sig ^b	Effect Size
10.2 How satisfied are you with the services?				<i>0=N.A., 1=Not at all, 2=Somewhat, 3=Very</i>									
a. Satisfaction: Academic advising/planning				2.11	2.27	*	-0.26	2.15			2.19		
b. Satisfaction: Career counseling				1.96	2.10			2.00			2.03		
c. Satisfaction: Job placement assistance				1.81	1.92			1.80			1.85		
d. Satisfaction: Peer or other tutoring				2.05	2.18			2.08			2.11		
e. Satisfaction: Skill labs (writing, math, etc.)				2.23	2.24			2.20			2.22		
f. Satisfaction: Child care				1.89	1.97			1.82			1.84		
g. Satisfaction: Financial aid advising				2.05	2.22	*	-0.24	2.08			2.17	*	-0.17
h. Satisfaction: Computer lab				2.29	2.46	*	-0.29	2.45	*	-0.27	2.45	*	-0.26
i. Satisfaction: Student organizations				1.90	2.00			1.91			1.94		
j. Satisfaction: Transfer credit assistance				1.97	2.14	*	-0.25	2.04			2.06		
k. Satisfaction: Services for people with disabilities				2.05	2.19			2.05			2.09		



IMPORTANCE OF STUDENT SERVICES		Delgado	LCTCS colleges		Large colleges		2003 Colleges			
Item	Mean	Mean	Sig ^a	Effect Size	Mean	Sig ^a	Effect Size	Mean	Sig ^b	Effect Size
10.3 How important are the services to you?		<i>0=N.A., 1=Not at all, 2=Somewhat, 3=Very</i>								
a. Importance: Academic advising/planning	2.46	2.49			2.44			2.46		
b. Importance: Career counseling	2.34	2.24			2.24			2.26		
c. Importance: Job placement assistance	2.09	1.99			2.00			2.02		
d. Importance: Peer or other tutoring	2.01	2.13			2.01			2.04		
e. Importance: Skill labs (writing, math, etc.)	2.23	2.19			2.13			2.15		
f. Importance: Child care	1.80	1.79			1.74			1.73		
g. Importance: Financial aid advising	2.41	2.29			2.24	*	0.19	2.31		
h. Importance: Computer lab	2.27	2.37			2.41	*	-0.19	2.38	*	-0.15
i. Importance: Student organizations	1.80	1.88			1.80			1.79		
j. Importance: Transfer credit assistance	2.19	2.25			2.21			2.18		
k. Importance: Services for people with disabilities	2.04	2.08			1.99			1.99		



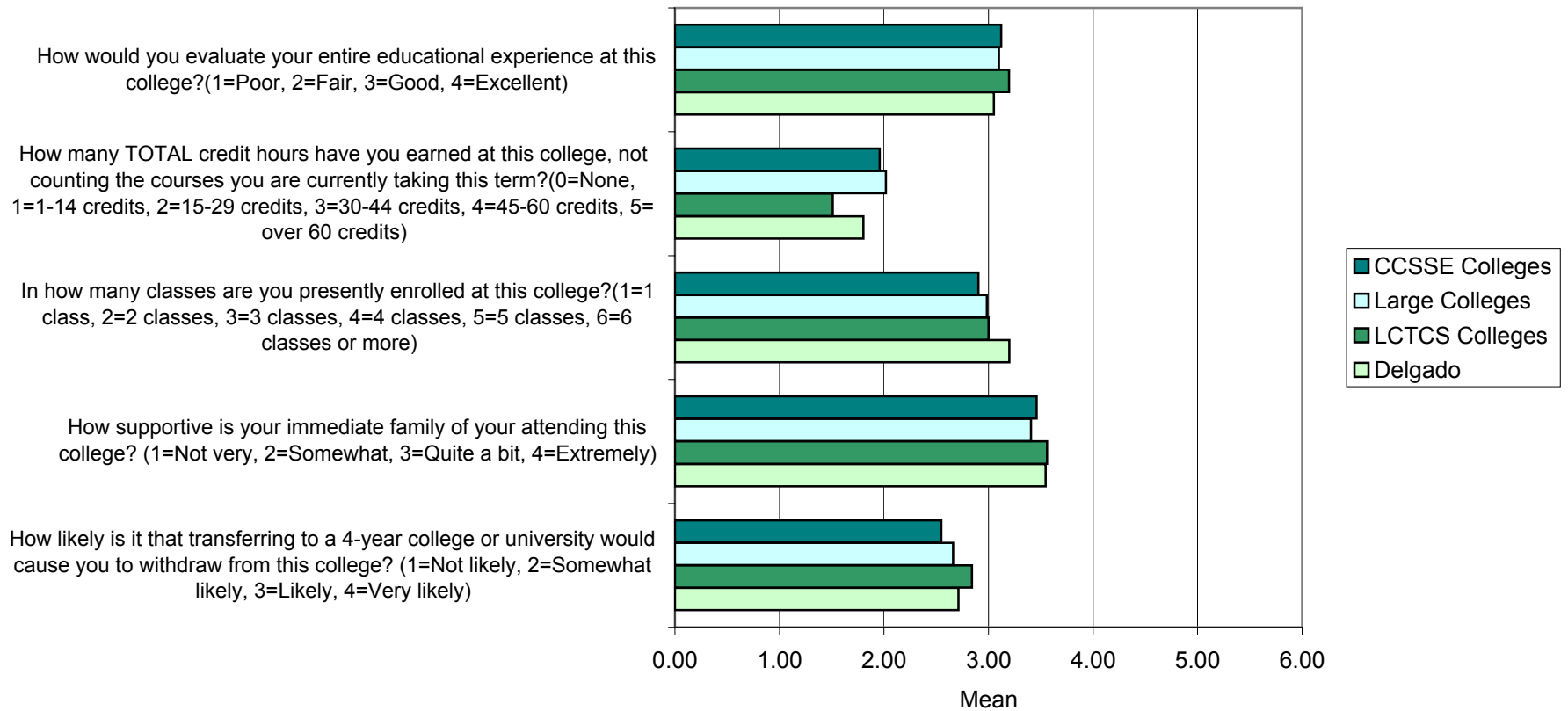
STUDENT SERVICES	Delgado	LCTCS colleges	Large colleges	2003 Colleges
Item	Mean	Mean Sig ^a Effect Size	Mean Sig ^a Effect Size	Mean Sig ^b Effect Size
11. How likely is it that the following issues would cause you to withdraw from class or from this college?	<i>1=Not likely, 2=Somewhat likely, 3=Likely, 4=Very likely</i>			
a. Working full-time	2.14	2.23	2.27	2.28
b. Caring for dependents	2.01	1.97	1.99	2.02
c. Academically unprepared	1.81	1.76	1.79	1.73
d. Lack of finances	2.45	2.35	2.41	2.45
e. Educational goals changed	1.79	1.76	1.88	1.83
f. Change in career plans	1.84	1.79	1.90	1.86
g. Moving/relocating	2.18	2.10	2.23	2.18
h. Transfer to a 4-year college or university	2.71	2.84	2.66	2.55 * 0.13
12. In terms of attending this college, how do you think of yourself?	Note: The response type of the items in this section of <i>The College Student Report</i> is categorical. Refer to frequency data for comparative results. Starts on page 30.			
	<i>1=Not very, 2=Somewhat, 3=Quite a bit, 4=Extremely</i>			
13. How supportive are your friends of your attending this college?	3.22	3.27	3.10	3.16
	<i>1=Not very, 2=Somewhat, 3=Quite a bit, 4=Extremely</i>			
14. How supportive is your immediate family of your attending this college?	3.55	3.56	3.41 * 0.16	3.46
15. Indicate which of the following are your reasons/goals for attending this college.	Note: The response type of the items in this section of <i>The College Student Report</i> is categorical. Refer to frequency data for comparative results. Starts on page 30.			
16. Indicate which of the following are sources you use to pay your tuition at this college?	Note: The response type of the items in this section of <i>The College Student Report</i> is categorical. Refer to frequency data for comparative results. Starts on page 30.			

COLLEGE EXPERIENCES Item	Delgado	LCTCS colleges			Large colleges			2003 Colleges		
	Mean	Mean	Sig ^a	Effect Size	Mean	Sig ^a	Effect Size	Mean	Sig ^b	Effect Size
17. Did you begin college at this college or elsewhere?	See note below.									
18. Since high school, which of the following types of schools have you attended other than the one you are now attending?	See note below.									
19. Thinking about this current academic term, how would you characterize your enrollment at this college?	See note below.									
20. When do you plan to take classes <u>at this college</u> again?	See note below.									
<i>1=1 class, 2=2 classes, 3=3 classes, 4=4 classes, 5=5 classes, 6=6 classes or 1</i>										
21. In how many classes are you presently enrolled at this college?	3.20	3.00			2.98	*	0.15	2.90	*	0.21
22. At this college, in what range is your overall college grade average?	See note below.									
23. When do you most frequently take classes at this college?	See note below.									
24. Which types of classes do you most frequently take at this college?	See note below.									
<i>0=None, 1=1-14 credits, 2=15-29 credits, 3=30-44 credits, 4=45-60 credits, 5= over 60 credits</i>										
25. How many TOTAL credit hours have you earned at this college, not counting the courses you are taking this term?	1.80	1.51	*	0.22	2.02	*	-0.15	1.96		
26. At what other types of institutions are you taking classes this term?	Note: The response type of the items in this section of <i>The College Student Report</i> is categorical. Refer to frequency data for comparative results. See page ****.									
<i>1=None, 2=1 class, 3=2 classes, 4=3 classes, 5=4 classes or more</i>										
27. How many classes are you presently taking at OTHER institutions?	1.22	1.33			1.22			1.22		
28. Would you recommend this college to a friend or family member?	Note: The response type of the items in this section of <i>The College Student Report</i> is categorical. Refer to frequency data for comparative results. See page ****.									

Note: The response type of the items in this section of *The College Student Report* is categorical. Refer to frequency data for comparative results. Starts on page 30.

COLLEGE EXPERIENCES	Delgado	LCTCS colleges			Large colleges			2003 Colleges		
Item	Mean	Mean	Sig ^a	Effect Size	Mean	Sig ^a	Effect Size	Mean	Sig ^b	Effect Size
	<i>1=Poor, 2=Fair, 3=Good, 4=Excellent</i>									
29. How would you evaluate your entire educational experience at this college?	3.05	3.20	*	-0.23	3.10			3.12		

College Experiences and Services
(Comparison of Items with Significant Differences)



Delgado Community Percentage Distribution of Answers

1 In your experiences <u>at this college</u> during the current school year, about how often have you done each of the following? Mark your answers in the boxes.						
		Very Often ▼	Often ▼	Some-times ▼	Never ▼	
a.	Asked questions in class or contributed to class discussions	28	35	33	4	
b.	Made a class presentation	5	14	37	44	
c.	Prepared two or more drafts of a paper or assignment before turning it in	23	28	25	24	
d.	Worked on a paper or project that required integrating ideas or information from various sources	20	30	30	19	
e.	Came to class without completing readings or assignments	4	10	56	30	
f.	Worked with other students on projects during class	14	32	38	16	
g.	Worked with classmates outside of class to prepare class assignments	8	15	33	44	
h.	Tutored or taught other students (paid or voluntary)	3	7	24	66	
i.	Participated in a community-based project as a part of a regular course	1	4	14	80	
j.	Used an electronic medium (list-serv, chat group, Internet, etc.) to discuss or complete an assignment	14	18	25	43	
k.	Used email to communicate with an instructor	8	15	27	49	
l.	Discussed grades or assignments with an instructor	16	33	41	10	
m.	Talked about career plans with an instructor or advisor	7	16	42	35	
n.	Discussed ideas from your readings or classes with instructors outside of class	4	16	36	44	
o.	Received prompt feedback (written or oral) from instructors on your performance	23	35	34	8	
p.	Worked harder than you thought you could to meet an instructor's standards or expectations	23	35	33	9	
q.	Worked with instructors on activities other than coursework	2	7	21	70	
r.	Discussed ideas from your readings or classes with others outside of class (students, family members, coworkers, etc.)	23	32	33	11	
s.	Had serious conversations with students of a different race or ethnicity than your own	27	29	28	17	
t.	Had serious conversations with students who differ from you in terms of their religious beliefs, political opinions, or personal values	22	24	33	22	

2 During the current school year, to what extent has your coursework <u>at this college</u> emphasized the following mental activities?						
		Very much ▼	Quite a bit ▼	Some ▼	Very little ▼	
a.	Memorizing facts, ideas, or methods from your courses and readings so you can repeat them in pretty much the same form	27	40	27	6	
b.	Analyzing the basic elements of an idea, experience, or theory	25	39	31	5	
c.	Synthesizing and organizing ideas, information, or experiences in new ways	22	37	34	7	
d.	Making judgments about the value or soundness of information, arguments, or methods	20	30	37	13	
e.	Applying theories or concepts to practical problems or in new situations	22	32	35	10	
f.	Using information you have read or heard to perform a new skill	26	39	28	8	

3	During the current school year, about how much reading and writing have you done <u>at this college</u> ?	None	1 to 4	5 to 10	11 to 20	More than 20		
	a. Number of assigned textbooks, manuals, books, or book-length packs of course readings	5	45	28	12	10		
	b. Number of books read on your own (not assigned) for personal enjoyment or academic enrichment	29	51	14	3	3		
	c. Number of written papers or reports of any length	21	31	31	11	7		

4	Mark the box that best represents the extent to which your examinations during the current school year have challenged you to do your best work <u>at this college</u>							
	Extremely Challenging	11	21	29	24	7	4	3

5	Which of the following have you done, are you doing, or do you plan to do while attending <u>this college</u> ?				
		I have done	I plan to do	I have not done, nor plan to do	
	a.	Internship, field experience, co-op experience, or clinical assignment	21	50	29
	b.	Coursework in a foreign language other than English	13	23	64
	c.	Study abroad	9	26	65
	d.	English as a second language course	7	8	85
	e.	Developmental/remedial reading course	26	9	64
	f.	Developmental/remedial writing course	29	11	59
	g.	Developmental/remedial math course	44	15	41
	h.	Study skills course	19	20	61
	i.	Honors course	6	26	68
	j.	Orientation or college success course or program	23	15	61
	k.	Organized learning communities	8	20	72

6	How much does <u>this college</u> emphasize each of the following?	Very much	Quite a bit	Some	Very little		
	a.	Encouraging you to spend significant amounts of time studying	30	39	26	5	
	b.	Providing the support you need to help you succeed at this college	30	39	26	6	
	c.	Encouraging contact among students from different economic, social, and racial or ethnic backgrounds	23	27	32	18	
	d.	Helping you cope with your non-academic responsibilities (work, family, etc.)	9	19	30	41	
	e.	Providing the support you need to thrive socially	11	25	35	29	
	f.	Providing the financial support you need to afford your education	26	25	23	26	
	g.	Using computers in academic work	32	28	27	14	

7	About how many hours do you spend in a typical 7-day week doing each of the following?	Hours per week					
		None ▼	1-5 ▼	6-10 ▼	11-20 ▼	21-30 ▼	31+ ▼
a.	Preparing for class (studying, reading, writing, rehearsing or other activities related to your program)	1	51	26	15	4	3
b.	Working for pay on campus	94	2	1	2	1	1
c.	Working for pay off campus	24	5	7	9	14	40
d.	Participating in college-sponsored activities (organizations, campus publications, student government, intercollegiate or intramural sports, etc.)	85	12	1	1	1	0
e.	Providing care for dependents living with you (parents, children, spouse, etc.)	41	16	7	5	4	27
f.	Commuting to and from classes	9	57	20	8	2	3

8	Mark the box that best represents the quality of your relationships with people <u>at this college</u>		
Your Relationship With:			
	Other Students	Instructors	Admin Personnel & Offices
	Friendly, supportive, sense of belonging	Available, helpful, sympathetic	Helpful, considerate, flexible
	32	35	15
	27	29	18
	21	21	22
	14	10	18
	5	3	12
	1	2	8
	1	1	8
	Unfriendly, unsupportive, sense of alienation	Unavailable, unhelpful, unsympathetic	Unhelpful, inconsiderate, rigid

9	To what extent has YOUR EXPERIENCE AT THIS COLLEGE contributed to your knowledge, skills, and personal development in the following areas?				
	Very much ▼	Quite a bit ▼	Some ▼	Very little ▼	
a.	Acquiring a broad general education	25	41	27	7
b.	Acquiring job or work-related knowledge and skills	26	32	25	17
c.	Writing clearly and effectively	26	35	28	11
d.	Speaking clearly and effectively	22	34	28	16
e.	Thinking critically and analytically	27	42	22	9
f.	Solving numerical problems	26	34	23	16
g.	Using computing and information technology	23	25	30	22
h.	Working effectively with others	23	34	32	11
i.	Learning effectively on your own	32	38	24	6
j.	Understanding yourself	28	32	24	16
k.	Understanding people of other racial and ethnic backgrounds	20	28	34	18
l.	Developing a personal code of values and ethics	19	26	31	24
m.	Contributing to the welfare of your community	10	17	34	40
n.	Developing clearer career goals	29	33	24	14
o.	Gaining information about career opportunities	28	29	25	18

10 This section has three parts. Please answer all three sections, indicating (1) HOW OFTEN you use the following services, (2) HOW SATISFIED you are with the services, and (3) HOW IMPORTANT the services are to you AT THIS COLLEGE.

AT THIS COLLEGE	(1) FREQUENCY OF USE				(2) SATISFACTION				(3) IMPORTANCE		
	Often ▼	Sometimes ▼	Rarely / Never ▼	Don't Know/ N.A. ▼	Very ▼	Somewhat ▼	Not at all ▼	N.A. ▼	Very ▼	Somewhat ▼	Not at all ▼
a. Academic advising/planning	11	40	35	14	22	40	13	25	60	25	14
b. Career counseling	5	25	46	24	14	29	16	41	55	25	20
c. Job placement assistance	3	11	47	40	6	20	14	60	42	24	33
d. Peer or other tutoring	8	16	46	31	12	24	10	53	35	32	33
e. Skill labs (writing, math, etc.)	14	26	38	23	22	28	9	41	48	28	25
f. Child care	4	2	38	56	6	8	8	79	30	19	51
g. Financial aid advising	26	24	30	21	22	30	18	30	61	18	21
h. Computer lab	21	23	35	21	27	26	9	37	49	28	23
i. Student organizations	4	13	44	40	8	20	12	61	24	32	44
j. Transfer credit assistance	7	19	37	37	10	25	12	53	48	22	29
k. Services for people with disabilities	4	4	35	58	8	9	7	75	45	15	41

11 How likely is it that the following issues would cause you to withdraw from class or from this college? (Please respond to each item)

	Very likely ▼	Likely ▼	Somewhat Likely ▼	Not Likely ▼
a. Working full-time	21	16	19	44
b. Caring for dependents	14	16	25	45
c. Academically unprepared	9	14	26	52
d. Lack of finances	30	13	28	28
e. Educational goals changed	9	13	26	52
f. Change in career plans	10	16	24	51
g. Moving/relocating	22	14	23	41
h. Transfer to a 4-year college or university	39	19	16	26

12 In terms of attending this college, how do you think of yourself? (Mark only one)

If employed:	
47	Primarily as a student working to meet expenses
33	Primarily as an employee who is taking classes
If not employed:	
12	Primarily as a student who is taking classes
8	Primarily as someone other than a student

13 How supportive are your friends of your attending this college?

55	Extremely	24	Somewhat
17	Quite a bit	4	Not very

14 How supportive is your immediate family of your attending this college?

73	Extremely	13	Somewhat
11	Quite a bit	3	Not very

15 Indicate which of the following are your reasons/goals for attending this college?

	Primary goal ▼	Secondar y goal ▼	Not a goal ▼
a. To complete a certificate program	34	18	48
b. To obtain an Associate's degree	66	14	19
c. To transfer to a 4-year college	46	26	29
d. To obtain job-related skills	59	17	23
e. To update job skills	33	21	46
f. To take one or more classes for self-improvement	25	26	50
g. To change careers	26	14	60
h. To obtain knowledge in a specific area	64	20	17

16	Indicate which of the following are sources you use to pay your tuition at this college? <i>Please respond to each item</i>				
		Major Source ▼	Minor Source ▼	Not a Source ▼	
	a.	My own income/savings	35	28	37
	b.	Parent or spouse/significant other's income or savings	22	18	60
	c.	Employer contributions	12	5	82
d.	Grants & scholarships	42	6	52	
e.	Student loans (bank, etc.)	33	8	60	
f.	Public assistance	5	5	90	

17	Did you begin college at this college or elsewhere?	
	56 Started here	44 Started elsewhere

18	Since high school, which of the following types of schools have you attended other than the one you are now attending? <i>(Please mark all that apply)</i>	
	12	Proprietary (private) school or training program
	15	Public vocational-technical school
	16	Another community or technical college
	41	4-year college or university
36	None	

19	Thinking about this current academic term, how would you characterize your enrollment <u>at this college</u> ?	
	46 Full-time	54 Less than full-time

20	When do you plan to take classes at this college again?	
	4	I will accomplish my goal(s) during this term and will not be returning
	44	Summer 2003
	35	Fall 2003
	3	Winter/Spring 2004
	6	I have no current plan to return
8	Uncertain	

21	In how many classes are you presently enrolled at this college?			
	10	1 class	26	4 classes
	21	2 classes	11	5 classes
	28	3 classes	5	6 or more

22	At this college, in what range is your overall college grade point average?					
	18	A	32	A- to B+	15	B
	21	B- to C+	7	C	2	C- or lower
	3	Do not have a GPA at this school				
0	Pass/fail classes only					

23	When do you most frequently take classes <u>at this college</u> ?	
	70	Day classes
	30	Evening classes
0	Weekend classes	

24	Which types of classes do you most frequently attend <u>at this college</u> ? <i>(Mark one only)</i>	
	99	Classroom based courses
	0	Internet base courses
	0	Correspondence courses
0	Televised courses	

25	How many TOTAL credit hours have you earned at this college, not counting the courses you are currently taking this term?	
	23	None
	32	1-14 credits
	16	15-29 credits
	11	30-44 credits
	8	45-60 credits
10	over 60 credits	

26	At what other types of institutions are you taking classes this term? <i>(Please mark all that apply)</i>	
	92	None
	1	High School
	1	Another community or technical college
	0	Vocational/technical school
	3	4-year college/university
	3	Other

27	How many classes are you presently taking at OTHER institutions?			
	91	None	4	1 or 2 classes
	2	3 classes	3	4 classes or more

28	Would you recommend this college to a friend or family member?			
	93	Yes	7	No

29	How would you evaluate your entire educational experience at the college?							
	23	Excellent	61	Good	15	Fair	1	Poor

30	Do you have children who live with you?			
	38	Yes	62	No

31	If you have children living with you, which of the following best describes your child care situation?(Mark all that apply)			
	58	Not applicable/no children		
	12	I do not have children that need child care		
	19	I have excellent child care		
	4	I have child care but it is inconsistent		
	3	Child care is difficult to arrange		
	4	Child care is a major issue for me		

32	Mark your age group.					
	0	17 or less	7	18	37	19 to 22
	16	23 to 25	11	26 to 29	18	30 to 39
	9	40 to 49	2	50 to 59	1	60 plus

33	Your sex:			
	30	Male	70	Female

34	Are you married?			
	25	Yes	75	No

35	Is English your native (first) language?			
	92	Yes	8	No

36	Are you an international student or foreign national?			
	8	Yes	92	No

37	What is your racial identification? (Mark all that apply)	
	3	American Indian or other Native American
	4	Asian, Asian American or Pacific Islander
	0	Native Hawaiian
	34	Black or African American
	48	White, Non-Hispanic
	8	Hispanic, Latino, Spanish
	2	Other

38	What is the highest academic credential you have earned?	
	2	None
	77	High school diploma or GED
	11	Vocational/technical certificate
	5	Associate's degree
	5	Bachelor's degree
	0	Master's/doctoral/professional degree

39	What is the highest level of education obtained by your:		
		Mother	Father
		▼	▼
	Not a high school graduate	15	17
	High school diploma or GED	33	27
	Some college, did not complete degree	23	20
	Associate's degree	8	6
	Bachelor's degree	12	12
	Master's degree/1st professional	5	6
	Doctorate degree	0	1
	Unknown	4	10

*Notes:
Students under the age of 18 and students who completed the survey more than once were removed from the analysis.