

Delgado

COMMUNITY COLLEGE

Graduate Follow-Up Survey

Fall 2005



Prepared by the Office of Institutional Research

Table of Contents	page no.
Graduate Experiences	1
Non-Transferable Credit Hours	1
Reasons for Non-Transferable Credit Hours	1
Level of Satisfaction in relation to Field of Study	2
Employment Experiences	2
Reasons Graduates are not working in their Field of Study	3
Level of Job Preparedness	4
Educational Experience at Delgado	4
Wages of Graduates	6
Survey Results by Program	7
Student Comments	35

Methodology

Graduates were surveyed six months after their graduation. Two survey mailings were distributed to graduates. Departments then followed up by phone.

Summary of Results

- ✓ 40.1% of students who graduated in Fall of 2005 graduates filled out the survey.
- ✓ 82.9% were generally satisfied with their chosen occupation.
- ✓ 32.3% continued their education and 84.6% of those students continued in their Delgado major.
- ✓ 86.4% felt well prepared from their Delgado studies to continue their education.
- ✓ 93.8% of students felt Delgado prepared them well to efficiently and effectively perform their job duties.
- ✓ 89% of student felt Delgado prepared them for their career goal
- ✓ 93.3% of student felt he program was logically organized; the material built from course to course.
- ✓ 87.9% of students were satisfied with the quality of instruction they received.
- ✓ Students who majored in Radiation Therapy reported the highest wages of all graduates who are working in their field.

Graduate Experiences

	Number	Percent
Total Respondents	93	40.1%
Total Graduates	232	

After Graduation did you :	Yes	%	No	%	No Response	%
Continue your Education?	30	32.3%	59	63.4%	4	4.3%
Is your current major related to your major at Delgado?	26	86.7%	2	6.7%	2	6.7%

At what institution did you continue your education?	
Delgado Community College	6
UNO	5
SUNO	2
Loyola University	1
Our Lady of Holy Cross College	1
LSU	1
Xavier	1
Other	11
No Response	2
Total	30

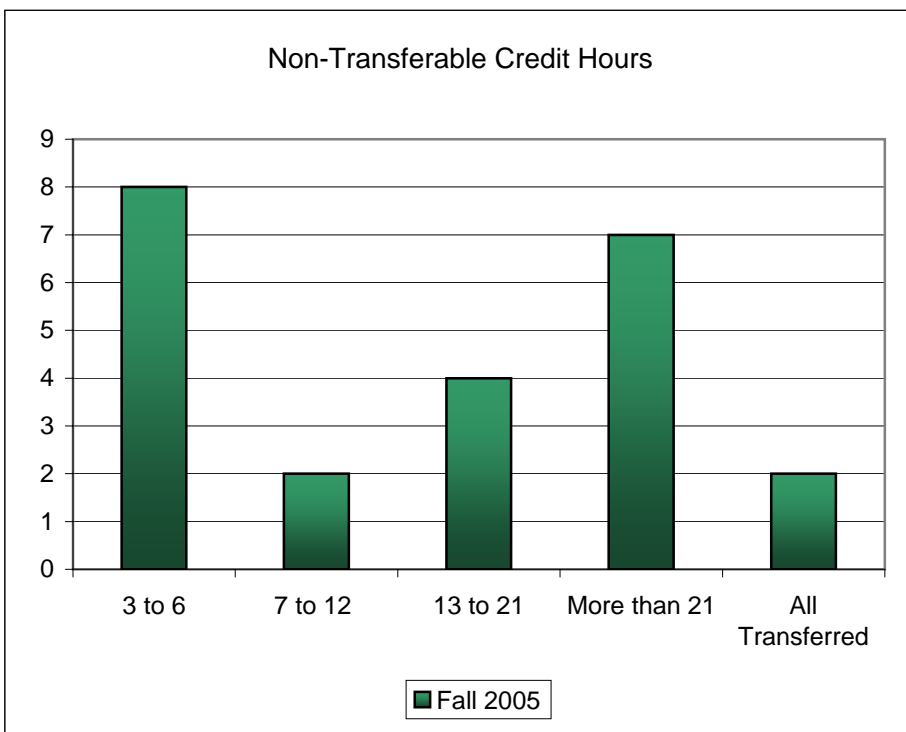


Number of Delgado Non-Developmental Credit Hours Unable to Transfer

3 to 6	8	34.8%
7 to 12	2	8.7%
13 to 21	4	17.4%
More than 21	7	30.4%
All Transferred	2	8.7%
Total	23	100.0%

Reasons Delgado Non-Developmental Credit Hours were not Transferred

Changed Major	0	0.0%
No comparable course	12	52.2%
Grade in course	1	4.3%
Other	4	17.4%
(No Response)	6	26.1%
Total	23	100.0%



Graduate Experiences

Level of Satisfaction in relation to the field of study:	Average Rating*	
	Fall 2005	
I feel well prepared from my studies Delgado to continue my education	4.41	
I was able to transfer most of my credits earned at Delgado to my four-year institution	3.48	
I had little or no problems transferring to a four-year institution	4.05	

% of students who responded positively**	
Fall 2005	
86.4%	
47.6%	
71.4%	

* Scale is 1 to 5, 5 = Strongly Agree

** Percentage of students who responded Agree or Strongly Agree

Employment Experiences

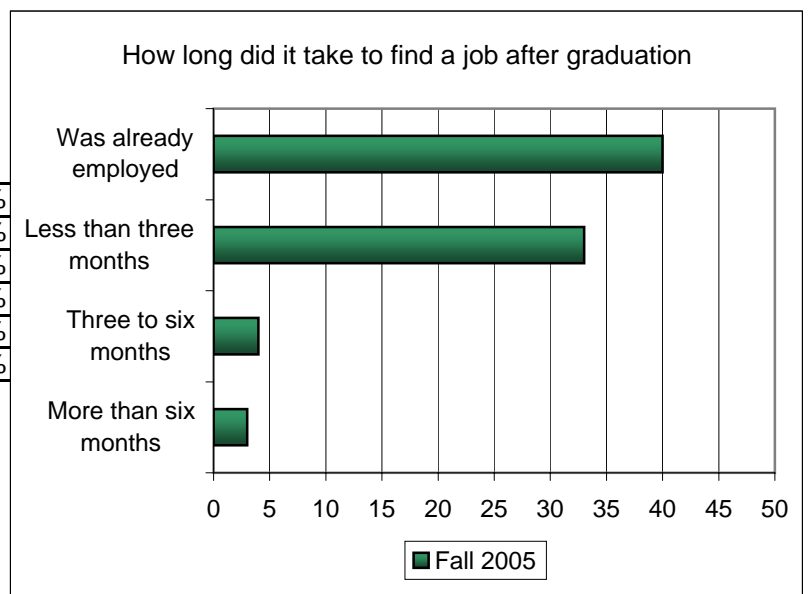
Employment Analysis	Yes	%	No	%	No Response	%
Are you currently employed?	82	88.2%	9	9.7%	2	2.2%
Is your job related to your field of study?*	64	78.0%	14	17.1%	3	3.7%
Have you changed jobs since graduating?*	33	40.2%	44	53.7%	5	6.1%
Have you received a promotion or salary increase since graduating?*	53	64.6%	18	22.0%	11	13.4%
Do you attribute your promotion or salary increase to skills acquired at Delgado?***	37	69.8%	4	7.5%	12	22.6%
Are you generally satisfied with your chosen occupation?*	68	82.9%	6	7.3%	8	9.8%

*Averages based on only those students who responded as being employed.

**Averages based on only those students who responded as receiving a salary increase.

How long did it take you to find a job after graduating?

Was already employed	40	48.8%
Less than three months	33	40.2%
Three to six months	4	4.9%
More than six months	3	3.7%
(No Response)	2	2.4%
Total	82	100.0%



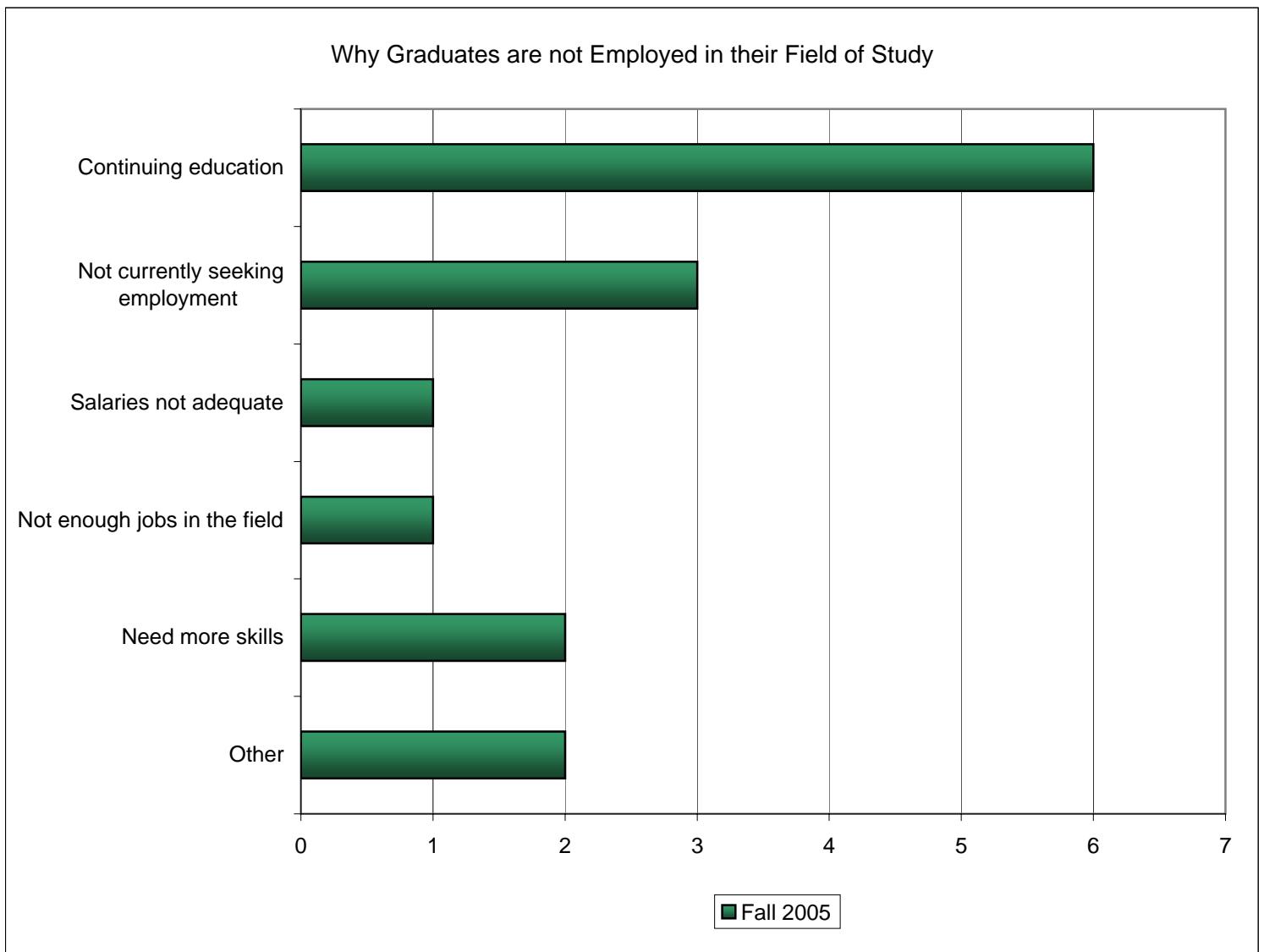
Employment Experiences

Reasons why graduates are unemployed or employed in a field unrelated to their field of study*

Continuing education	6	40.0%
Not currently seeking employment	3	20.0%
Salaries not adequate	1	6.7%
Not enough jobs in the field	1	6.7%
Need more skills	2	13.3%
Other	2	13.3%
Total	15	100.0%



*Table contains multiple responses.



Employment Experiences

Level of Satisfaction in relation to job preparedness:	Average Rating*	
	Fall 2005	
I feel well prepared to efficiently and effectively perform my job duties	4.62	
My program of study at Delgado prepared me for my career goal	4.50	

% of students who responded positively**	
Fall 2005	
93.8%	
89.0%	

* Scale is 1 to 5, 5 = Strongly Agree

** Percentage of students who responded Agree or Strongly Agree

Educational Experience at Delgado

Level of Satisfaction with your educational experience in relation to the field of study:	Average Rating*	
	Fall 2005	
The program was logically organized; the material built from course to course	4.49	
The program could be completed in a reasonable amount of time	4.38	
The length of the program is appropriate to learn the material needed to start a career in this field	4.46	
There was a good balance between theoretical material and applied learning in the program	4.40	
Instructors were usually available to students outside the classroom	4.35	
Instructional methods were effective in presenting the material	4.36	
Course contents were up-to-date, giving good preparation in this field	4.39	
Equipment and labs were modern and up to industry standards	4.15	
I was satisfied with the quality of instruction I received	4.42	
I would recommend this program at Delgado to others	4.44	
I was satisfied with the quality of advising received	4.20	
The advising I received kept me "on track" toward program completion	4.15	

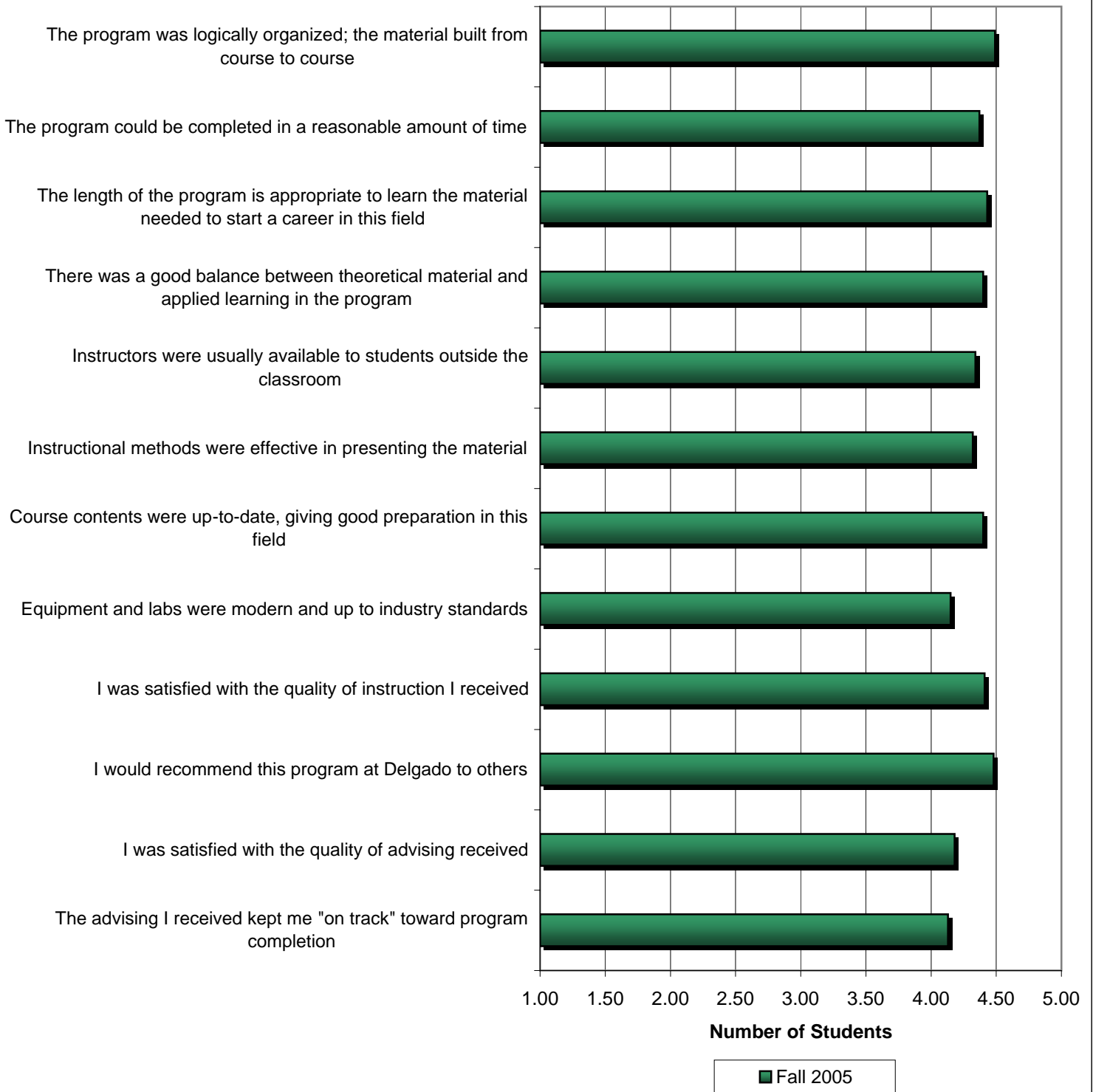
% of students who responded positively**	
Fall 2005	
93.3%	
88.9%	
89.1%	
91.0%	
84.8%	
91.3%	
90.9%	
77.0%	
87.9%	
87.8%	
84.1%	
80.2%	

* Scale is 1 to 5, 5 = Strongly Agree

** Percentage of students who responded Agree or Strongly Agree

Educational Experience at Delgado

Fall 2005 Level of Satisfaction with Educational Experience



Wages of Graduates

Delgado Major	Number used in Average	Wage Per Hour*	Number used in Average	Wage Per Hour in Field*
Accounting	4	13.74	4	13.74
Administrative Office Technology	1	**	1	**
Business Administration	5	15.06	3	16.88
Computer Information Technology	2	**	1	**
Culinary Arts	3	23.67	1	**
Dietetic Technician	1	**	1	**
Diagnostic Medical Sonography	6	23.31	6	23.31
Early Childhood Education	3	12.52	3	12.52
Educational Interpreting for the Deaf	1	**	1	**
Funeral Service Education	1	**	1	**
General Studies	2	**	2	**
Horticulture	2	**	2	**
Medical Laboratory Technician	3	15.56	3	15.56
Nuclear Medicine Technology	4	21.01	4	21.01
Nursing	10	24.38	10	24.38
Physical Therapy Assisting	2	**	1	**
Practical Nursing	1	**	1	**
Radiological Technology	13	18.84	13	18.84
Radiation Therapist	5	25.35	5	25.35
Respiratory Care Technology	1	**	1	**
Surgical Technology	1	**	1	**

*Wages are self-reported. Hours worked was assumed to be forty if the graduate did not specify.

**Less than 3 respondents.

Accounting Degree Program

Total Graduates	5	
Total Respondents	5	100.0%
Number Continuing Education	4	80.0%

Number of Delgado Non-Developmental Credit Hours Unable to Transfer

3 to 6	2	50.0%
7 to 12	1	25.0%
13 to 21	0	0.0%
More than 21	0	0.0%
All transferred	1	25.0%
No response	0	0.0%
Total	4	100.0%

Reasons Delgado Non-Developmental Credit Hours were not Transferred

Changed Major	0	0.0%
No comparable course	2	50.0%
Grade in course	0	0.0%
Other	1	25.0%
No response	1	25.0%
Total	4	100.0%

Level of Satisfaction in relation to the field of study:	Rating*		Students who responded positively**		
	Number	Average	Number	Average	
	Fall 2005		Fall 2005		
I feel well prepared from my studies at Delgado to continue my education	4	4.25	4	100.0%	
I had little or no problems transferring to a four-year institution	4	4.00	2	50.0%	
I was able to transfer most of my credits earned at Delgado to my four-year institution	4	4.00	2	50.0%	

* Scale is 1 to 5, 5 = Strongly Agree

** Percentage of students who responded Agree or Strongly Agree

Employment Analysis	Yes	%
Are you currently employed?	5	100.0%
Are you generally satisfied with your chosen occupation?	5	100.0%
Is your job related to your field of study?	3	60.0%

How long did it take you to find a job after graduating?

Was already employed	2	40.0%
Less than three months	3	60.0%
Three to six months	0	0.0%
More than six months	0	0.0%
Total	5	100.0%

Accounting Degree Program

Reasons why graduates are unemployed or employed in a field unrelated to their field of study*

Continuing education	1	100.0%
Not currently seeking employment	0	0.0%
Salaries not adequate	0	0.0%
Not enough jobs in the field	0	0.0%
Need more skills	0	0.0%
Other	0	0.0%
Total	1	100.0%

*Table contains multiple responses.

Level of Satisfaction in relation to job preparedness:	Rating*		Students who responded positively**		
	Number	Average	Number	Average	
	Fall 2005		Fall 2005		
I feel well prepared to efficiently and effectively perform my job duties	5	4.00	3	60.0%	
My program of study at Delgado prepared me for my career goal	5	4.00	3	60.0%	

* Scale is 1 to 5, 5 = Strongly Agree

** Percentage of students who responded Agree or Strongly Agree

Level of Satisfaction with your educational experience in relation to the field of study:	Rating*		Students who responded positively**		
	Number	Average	Number	Average	
	Fall 2005		Fall 2005		
The program was logically organized; the material built from course to course	5	4.40	5	100.0%	
The program could be completed in a reasonable amount of time	5	4.40	5	100.0%	
The length of the program is appropriate to learn the material needed to start a career in this field	5	4.40	5	100.0%	
There was a good balance between theoretical material and applied learning in the program	5	4.40	5	100.0%	
Instructors were usually available to students outside the classroom	5	4.40	5	100.0%	
Instructional methods were effective in presenting the material	5	4.40	5	100.0%	
Course contents were up-to-date, giving good preparation in this field	5	4.40	5	100.0%	
Equipment and labs were modern and up to industry standards	5	4.40	5	100.0%	
I was satisfied with the quality of instruction I received	5	4.40	5	100.0%	
I would recommend this program at Delgado to others	5	4.40	5	100.0%	
I was satisfied with the quality of advising received	5	4.40	5	100.0%	
The advising I received kept me "on track" toward program completion	5	4.40	5	100.0%	

* Scale is 1 to 5, 5 = Strongly Agree

** Percentage of students who responded Agree or Strongly Agree

Business Administration Degree Program

Total Graduates	16	
Total Respondents	7	43.8%
Number Continuing Education	5	71.4%

Number of Delgado Non-Developmental Credit Hours Unable to Transfer

3 to 6	1	20.0%
7 to 12	0	0.0%
13 to 21	1	20.0%
More than 21	3	60.0%
All transferred	0	0.0%
No response	0	0.0%
Total	5	100.0%

Reasons Delgado Non-Developmental Credit Hours were not Transferred

Changed Major	0	0.0%
No comparable course	2	40.0%
Grade in course	0	0.0%
Other	1	20.0%
No response	2	40.0%
Total	5	100.0%

Level of Satisfaction in relation to the field of study:	Rating*		Students who responded positively**		
	Number	Average	Number	Average	
	Fall 2005		Fall 2005		
I feel well prepared from my studies at Delgado to continue my education	5	4.80	5	100.0%	
I had little or no problems transferring to a four-year institution	5	4.40	5	100.0%	
I was able to transfer most of my credits earned at Delgado to my four-year institution	5	3.40	3	60.0%	

* Scale is 1 to 5, 5 = Strongly Agree

** Percentage of students who responded Agree or Strongly Agree

Employment Analysis	Yes	%
Are you currently employed?	6	85.7%
Are you generally satisfied with your chosen occupation?	5	83.3%
Is your job related to your field of study?	5	83.3%

How long did it take you to find a job after graduating?

Was already employed	6	100.0%
Less than three months	0	0.0%
Three to six months	0	0.0%
More than six months	0	0.0%
Total	6	100.0%

Business Administration Degree Program

Reasons why graduates are unemployed or employed in a field unrelated to their field of study*

Continuing education	1	100.0%
Not currently seeking employment	0	0.0%
Salaries not adequate	0	0.0%
Not enough jobs in the field	0	0.0%
Need more skills	0	0.0%
Other	0	0.0%
Total	1	100.0%

*Table contains multiple responses.

Level of Satisfaction in relation to job preparedness:	Rating*		Students who responded positively**		
	Number	Average	Number	Average	
	Fall 2005		Fall 2005		
I feel well prepared to efficiently and effectively perform my job duties	6	4.50	6	100.0%	
My program of study at Delgado prepared me for my career goal	6	4.33	6	100.0%	

* Scale is 1 to 5, 5 = Strongly Agree

** Percentage of students who responded Agree or Strongly Agree

Level of Satisfaction with your educational experience in relation to the field of study:	Rating*		Students who responded positively**		
	Number	Average	Number	Average	
	Fall 2005		Fall 2005		
The program was logically organized; the material built from course to course	7	4.57	7	100.0%	
The program could be completed in a reasonable amount of time	7	4.57	7	100.0%	
The length of the program is appropriate to learn the material needed to start a career in this field	7	4.43	7	100.0%	
There was a good balance between theoretical material and applied learning in the program	7	4.14	6	85.7%	
Instructors were usually available to students outside the classroom	7	4.29	6	85.7%	
Instructional methods were effective in presenting the material	7	4.43	7	100.0%	
Course contents were up-to-date, giving good preparation in this field	6	4.33	7	100.0%	
Equipment and labs were modern and up to industry standards	6	4.17	5	83.5%	
I was satisfied with the quality of instruction I received	7	4.57	7	100.0%	
I would recommend this program at Delgado to others	7	4.71	7	100.0%	
I was satisfied with the quality of advising received	7	3.71	5	71.4%	
The advising I received kept me "on track" toward program completion	7	3.43	4	57.1%	

* Scale is 1 to 5, 5 = Strongly Agree

** Percentage of students who responded Agree or Strongly Agree

Computer Information Technology Degree Program

Total Graduates	4	
Total Respondents	3	75.0%
Number Continuing Education	2	66.7%

Number of Delgado Non-Developmental Credit Hours Unable to Transfer

3 to 6	1	33.3%
7 to 12	0	0.0%
13 to 21	2	66.7%
More than 21	0	0.0%
All transferred	0	0.0%
No response	0	0.0%
Total	3	100.0%

Reasons Delgado Non-Developmental Credit Hours were not Transferred

Changed Major	0	0.0%
No comparable course	2	66.7%
Grade in course	1	33.3%
Other	0	0.0%
No response	0	0.0%
Total	3	100.0%

Level of Satisfaction in relation to the field of study:	Rating*			Students who responded positively**		
	Number	Average		Number	Average	
	Fall 2005			Fall 2005		
I feel well prepared from my studies at Delgado to continue my education	***	***		***	***	
I had little or no problems transferring to a four-year institution	***	***		***	***	
I was able to transfer most of my credits earned at Delgado to my four-year institution	***	***		***	***	

* Scale is 1 to 5, 5 = Strongly Agree

** Percentage of students who responded Agree or Strongly Agree

***Less than 3 respondents

Employment Analysis	Yes	%
Are you currently employed?*	2	66.7%
Are you generally satisfied with your chosen occupation?*	2	100.0%
Is your job related to your field of study?	2	100.0%

*Less than 3 respondents

How long did it take you to find a job after graduating?

Was already employed	2	100.0%
Less than three months	0	0.0%
Three to six months	0	0.0%
More than six months	0	0.0%
Total	2	100.0%

Computer Information Technology Degree Program

Reasons why graduates are unemployed or employed in a field unrelated to their field of study*

Continuing education	1	50.0%
Not currently seeking employment	0	0.0%
Salaries not adequate	0	0.0%
Not enough jobs in the field	0	0.0%
Need more skills	1	50.0%
Other	0	0.0%
Total	2	100.0%

*Table contains multiple responses.

Level of Satisfaction in relation to job preparedness:	Rating*		Students who responded positively**	
	Number	Average	Number	Average
	Fall 2005		Fall 2005	
I feel well prepared to efficiently and effectively perform my job duties	3	4.00	3	100.0%
My program of study at Delgado prepared me for my career goal	3	3.67	2	66.7%

* Scale is 1 to 5, 5 = Strongly Agree

** Percentage of students who responded Agree or Strongly Agree

Level of Satisfaction with your educational experience in relation to the field of study:	Rating*		Students who responded positively**	
	Number	Average	Number	Average
	Fall 2005		Fall 2005	
The program was logically organized; the material built from course to course	3	4.00	3	100.0%
The program could be completed in a reasonable amount of time	3	4.33	3	100.0%
The length of the program is appropriate to learn the material needed to start a career in this field	3	4.00	3	100.0%
There was a good balance between theoretical material and applied learning in the program	3	3.67	2	66.7%
Instructors were usually available to students outside the classroom	3	3.67	2	66.7%
Instructional methods were effective in presenting the material	3	4.00	3	100.0%
Course contents were up-to-date, giving good preparation in this field	3	4.33	3	100.0%
Equipment and labs were modern and up to industry standards	3	5.00	3	100.0%
I was satisfied with the quality of instruction I received	3	4.00	3	100.0%
I would recommend this program at Delgado to others	3	4.33	3	100.0%
I was satisfied with the quality of advising received	3	3.00	1	33.3%
The advising I received kept me "on track" toward program completion	3	2.67	0	0.0%

* Scale is 1 to 5, 5 = Strongly Agree

** Percentage of students who responded Agree or Strongly Agree

Culinary Arts Degree Program

Total Graduates	10	
Total Respondents	3	30.0%
Number Continuing Education	0	0.0%

Number of Delgado Non-Developmental Credit Hours Unable to Transfer*

3 to 6		n/a
7 to 12		n/a
13 to 21		n/a
More than 21		n/a
All transferred		n/a
No response		n/a
Total		n/a

*No respondents.

Reasons Delgado Non-Developmental Credit Hours were not Transferred*

Changed Major		n/a
No comparable course		n/a
Grade in course		n/a
Other		n/a
No response		n/a
Total		n/a

*No respondents.

Level of Satisfaction in relation to the field of study:	Rating*		Students who responded positively**		
	Number	Average	Number	Average	
	Fall 2005		Fall 2005		
I feel well prepared from my studies at Delgado to continue my education		n/a		n/a	
I had little or no problems transferring to a four-year institution		n/a		n/a	
I was able to transfer most of my credits earned at Delgado to my four-year institution		n/a		n/a	

*No respondents.

Employment Analysis	Yes	%
Are you currently employed?	3	100.0%
Are you generally satisfied with your chosen occupation?	2	66.7%
Is your job related to your field of study?	2	66.7%

How long did it take you to find a job after graduating?

Was already employed	1	33.3%
Less than three months	1	33.3%
Three to six months	1	33.3%
More than six months	0	0.0%
Total	3	100.0%

Culinary Arts Degree Program

Reasons why graduates are unemployed or employed in a field unrelated to their field of study*

Continuing education	0	0.0%
Not currently seeking employment	0	0.0%
Salaries not adequate	0	0.0%
Not enough jobs in the field	0	0.0%
Need more skills	0	0.0%
Other	0	0.0%
Total	0	0.0%

*Table contains multiple responses.

Level of Satisfaction in relation to job preparedness:	Rating*		Students who responded positively**		
	Number	Average	Number	Average	
	Fall 2005		Fall 2005		
I feel well prepared to efficiently and effectively perform my job duties	***	***	***	***	
My program of study at Delgado prepared me for my career goal	***	***	***	***	

* Scale is 1 to 5, 5 = Strongly Agree

** Percentage of students who responded Agree or Strongly Agree

***Less than 3 respondents

Level of Satisfaction with your educational experience in relation to the field of study:	Rating*		Students who responded positively**		
	Number	Average	Number	Average	
	Fall 2005		Fall 2005		
The program was logically organized; the material built from course to course	***	***	***	***	
The program could be completed in a reasonable amount of time	***	***	***	***	
The length of the program is appropriate to learn the material needed to start a career in this field	3	4.00	2	66.7%	
There was a good balance between theoretical material and applied learning in the program	3	4.00	2	66.7%	
Instructors were usually available to students outside the classroom	***	***	***	***	
Instructional methods were effective in presenting the material	3	4.00	2	66.7%	
Course contents were up-to-date, giving good preparation in this field	***	***	***	***	
Equipment and labs were modern and up to industry standards	3	3.67	1	33.3%	
I was satisfied with the quality of instruction I received	3	3.67	1	33.3%	
I would recommend this program at Delgado to others	***	***	***	***	
I was satisfied with the quality of advising received	***	***	***	***	
The advising I received kept me "on track" toward program completion	***	***	***	***	

* Scale is 1 to 5, 5 = Strongly Agree

** Percentage of students who responded Agree or Strongly Agree

***Less than 3 respondents

Diagnostic Medical Sonography Certificate Program

Total Graduates	10	
Total Respondents	8	80.0%
Number Continuing Education	0	0.0%

Number of Delgado Non-Developmental Credit Hours Unable to Transfer*

3 to 6		n/a
7 to 12		n/a
13 to 21		n/a
More than 21		n/a
All transferred		n/a
No response		n/a
Total		n/a

*No respondents.

Reasons Delgado Non-Developmental Credit Hours were not Transferred*

Changed Major		n/a
No comparable course		n/a
Grade in course		n/a
Other		n/a
No response		n/a
Total		n/a

*No respondents.

Level of Satisfaction in relation to the field of study:	Rating*			Students who responded positively**		
	Number	Average		Number	Average	
	Fall 2005			Fall 2005		
I feel well prepared from my studies at Delgado to continue my education		n/a			n/a	
I had little or no problems transferring to a four-year institution		n/a			n/a	
I was able to transfer most of my credits earned at Delgado to my four-year institution		n/a			n/a	

*No respondents.

Employment Analysis	Yes	%
Are you currently employed?	7	87.5%
Are you generally satisfied with your chosen occupation?	7	100.0%
Is your job related to your field of study?	5	71.4%

How long did it take you to find a job after graduating?

Was already employed	4	57.1%
Less than three months	2	28.6%
Three to six months	1	14.3%
More than six months	0	0.0%
Total	7	100.0%

Diagnostic Medical Sonography Certificate Program

Reasons why graduates are unemployed or employed in a field unrelated to their field of study

Continuing education	0	0.0%
Not currently seeking employment	1	0.0%
Salaries not adequate	0	0.0%
Not enough jobs in the field	0	0.0%
Need more skills	0	0.0%
Other	0	0.0%
Total	1	0.0%

Level of Satisfaction in relation to job preparedness:	Rating*		Students who responded positively**		
	Number	Average	Number	Average	
	Fall 2005		Fall 2005		
I feel well prepared to efficiently and effectively perform my job duties	7	4.86	7	100.0%	
My program of study at Delgado prepared me for my career goal	7	4.86	7	100.0%	

* Scale is 1 to 5, 5 = Strongly Agree

** Percentage of students who responded Agree or Strongly Agree

Level of Satisfaction with your educational experience in relation to the field of study:	Rating*		Students who responded positively**		
	Number	Average	Number	Average	
	Fall 2005		Fall 2005		
The program was logically organized; the material built from course to course	8	4.50	7	87.5%	
The program could be completed in a reasonable amount of time	8	4.88	8	100.0%	
The length of the program is appropriate to learn the material needed to start a career in this field	8	4.88	8	100.0%	
There was a good balance between theoretical material and applied learning in the program	7	4.43	7	100.0%	
Instructors were usually available to students outside the classroom	8	4.88	8	100.0%	
Instructional methods were effective in presenting the material	8	4.63	8	100.0%	
Course contents were up-to-date, giving good preparation in this field	8	4.88	8	100.0%	
Equipment and labs were modern and up to industry standards	7	4.86	7	100.0%	
I was satisfied with the quality of instruction I received	7	4.57	7	100.0%	
I would recommend this program at Delgado to others	7	4.86	7	100.0%	
I was satisfied with the quality of advising received	7	4.86	7	100.0%	
The advising I received kept me "on track" toward program completion	8	4.88	8	100.0%	

* Scale is 1 to 5, 5 = Strongly Agree

** Percentage of students who responded Agree or Strongly Agree

Early Childhood Education Degree Program

Total Graduates	18	
Total Respondents	6	33.3%
Number Continuing Education	4	66.7%

Number of Delgado Non-Developmental Credit Hours Unable to Transfer

3 to 6	1	25.0%
7 to 12	0	0.0%
13 to 21	1	25.0%
More than 21	2	50.0%
All transferred	0	0.0%
No response	0	0.0%
Total	4	100.0%

Reasons Delgado Non-Developmental Credit Hours were not Transferred

Changed Major	0	0.0%
No comparable course	3	75.0%
Grade in course	0	0.0%
Other	1	25.0%
No response	0	0.0%
Total	4	100.0%

Level of Satisfaction in relation to the field of study:	Rating*		Students who responded positively**		
	Number	Average	Number	Average	
	Fall 2005		Fall 2005		
I feel well prepared from my studies at Delgado to continue my education	4	4.00	3	75.0%	
I had little or no problems transferring to a four-year institution	3	3.67	1	33.3%	
I was able to transfer most of my credits earned at Delgado to my four-year institution	4	3.00	1	25.0%	

* Scale is 1 to 5, 5 = Strongly Agree

** Percentage of students who responded Agree or Strongly Agree

Employment Analysis	Yes	%
Are you currently employed?	5	83.3%
Are you generally satisfied with your chosen occupation?	3	60.0%
Is your job related to your field of study?	3	60.0%

How long did it take you to find a job after graduating?

Was already employed	3	75.0%
Less than three months	1	25.0%
Three to six months	0	0.0%
More than six months	0	0.0%
Total	4	100.0%

Early Childhood Education Degree Program

Reasons why graduates are unemployed or employed in a field unrelated to their field of study*

Continuing education	0	0.0%
Not currently seeking employment	1	50.0%
Salaries not adequate	0	0.0%
Not enough jobs in the field	0	0.0%
Need more skills	0	0.0%
Other	1	50.0%
Total	2	100.0%

*Table contains multiple responses.

Level of Satisfaction in relation to job preparedness:	Rating*		Students who responded positively**	
	Number	Average	Number	Average
	Fall 2005		Fall 2005	
I feel well prepared to efficiently and effectively perform my job duties	5	4.40	5	100.0%
My program of study at Delgado prepared me for my career goal	6	3.33	3	50.0%

* Scale is 1 to 5, 5 = Strongly Agree

** Percentage of students who responded Agree or Strongly Agree

Level of Satisfaction with your educational experience in relation to the field of study:	Rating*		Students who responded positively**	
	Number	Average	Number	Average
	Fall 2005		Fall 2005	
The program was logically organized; the material built from course to course	6	4.17	5	83.3%
The program could be completed in a reasonable amount of time	5	3.20	2	40.0%
The length of the program is appropriate to learn the material needed to start a career in this field	6	4.17	4	66.7%
There was a good balance between theoretical material and applied learning in the program	6	4.00	4	66.7%
Instructors were usually available to students outside the classroom	6	3.83	4	66.7%
Instructional methods were effective in presenting the material	6	3.83	4	66.7%
Course contents were up-to-date, giving good preparation in this field	6	4.00	4	66.7%
Equipment and labs were modern and up to industry standards	6	4.00	3	50.0%
I was satisfied with the quality of instruction I received	6	4.00	4	66.7%
I would recommend this program at Delgado to others	6	4.00	3	50.0%
I was satisfied with the quality of advising received	6	3.83	4	66.7%
The advising I received kept me "on track" toward program completion	6	3.33	3	50.0%

* Scale is 1 to 5, 5 = Strongly Agree

** Percentage of students who responded Agree or Strongly Agree

General Studies Degree Program

Total Graduates	13	
Total Respondents	3	23.1%
Number Continuing Education	1	33.3%

Number of Delgado Non-Developmental Credit Hours Unable to Transfer*

3 to 6	0	0.0%
7 to 12	1	100.0%
13 to 21	0	0.0%
More than 21	0	0.0%
All transferred	0	0.0%
No response	0	0.0%
Total	1	100.0%

*Less than 3 respondents

Reasons Delgado Non-Developmental Credit Hours were not Transferred*

Changed Major	0	0.0%
No comparable course	1	100.0%
Grade in course	0	0.0%
Other	0	0.0%
No response	0	0.0%
Total	1	100.0%

*Less than 3 respondents

Level of Satisfaction in relation to the field of study:	Rating*			Students who responded positively**		
	Number	Average		Number	Average	
	Fall 2005			Fall 2005		
I feel well prepared from my studies at Delgado to continue my education	***	***		***	***	
I had little or no problems transferring to a four-year institution	***	***		***	***	
I was able to transfer most of my credits earned at Delgado to my four-year institution	***	***		***	***	

* Scale is 1 to 5, 5 = Strongly Agree

** Percentage of students who responded Agree or Strongly Agree

***No respondents

Employment Analysis*	Yes	%
Are you currently employed?	2	66.7%
Are you generally satisfied with your chosen occupation?	1	50.0%
Is your job related to your field of study?	1	50.0%

*Less than 3 respondents

How long did it take you to find a job after graduating?*

Was already employed	2	100.0%
Less than three months	0	0.0%
Three to six months	0	0.0%
More than six months	0	0.0%
Total	2	100.0%

*Less than 3 respondents

General Studies Degree Program

Reasons why graduates are unemployed or employed in a field unrelated to their field of study*

Continuing education	0	0.0%
Not currently seeking employment	0	0.0%
Salaries not adequate	0	0.0%
Not enough jobs in the field	1	50.0%
Need more skills	0	0.0%
Other	1	50.0%
Total	2	100.0%

*Table contains multiple responses.

Level of Satisfaction in relation to job preparedness:	Rating*		Students who responded positively**		
	Number	Average	Number	Average	
	Fall 2005		Fall 2005		
I feel well prepared to efficiently and effectively perform my job duties	***	***	***	***	
My program of study at Delgado prepared me for my career goal	***	***	***	***	

* Scale is 1 to 5, 5 = Strongly Agree

** Percentage of students who responded Agree or Strongly Agree

***Less than 3 respondents

Level of Satisfaction with your educational experience in relation to the field of study:	Rating*		Students who responded positively**		
	Number	Average	Number	Average	
	Fall 2005		Fall 2005		
The program was logically organized; the material built from course to course	***	***	***	***	
The program could be completed in a reasonable amount of time	***	***	***	***	
The length of the program is appropriate to learn the material needed to start a career in this field	***	***	***	***	
There was a good balance between theoretical material and applied learning in the program	***	***	***	***	
Instructors were usually available to students outside the classroom	3	3.00	1	33.3%	
Instructional methods were effective in presenting the material	3	3.67	2	66.7%	
Course contents were up-to-date, giving good preparation in this field	***	***	***	***	
Equipment and labs were modern and up to industry standards	***	***	***	***	
I was satisfied with the quality of instruction I received	3	3.33	1	33.3%	
I would recommend this program at Delgado to others	3	3.00	1	33.3%	
I was satisfied with the quality of advising received	3	3.67	1	33.3%	
The advising I received kept me "on track" toward program completion	***	***	***	***	

* Scale is 1 to 5, 5 = Strongly Agree

** Percentage of students who responded Agree or Strongly Agree

***Less than 3 respondents

Medical Laboratory Technician Degree Program

Total Graduates	7	
Total Respondents	4	57.1%
Number Continuing Education	2	50.0%

Number of Delgado Non-Developmental Credit Hours Unable to Transfer*

3 to 6	1	0.0%
7 to 12	0	0.0%
13 to 21	0	0.0%
More than 21	0	0.0%
All transferred	0	0.0%
No response	0	100.0%
Total	1	100.0%

*Less than 3 respondents

Reasons Delgado Non-Developmental Credit Hours were not Transferred*

Changed Major	0	n/a
No comparable course	0	n/a
Grade in course	0	n/a
Other	0	n/a
No response	0	n/a
Total	0	n/a

*No respondents.

Level of Satisfaction in relation to the field of study:	Rating*		Students who responded positively**		
	Number	Average	Number	Average	
	Fall 2005		Fall 2005		
I feel well prepared from my studies at Delgado to continue my education	***	***	***	***	
I had little or no problems transferring to a four-year institution	***	***	***	***	
I was able to transfer most of my credits earned at Delgado to my four-year institution	***	***	***	***	

* Scale is 1 to 5, 5 = Strongly Agree

** Percentage of students who responded Agree or Strongly Agree

***Less than three respondents

Employment Analysis	Yes	%
Are you currently employed?	4	100.0%
Are you generally satisfied with your chosen occupation?	4	100.0%
Is your job related to your field of study?	4	100.0%

How long did it take you to find a job after graduating?

Was already employed	0	0.0%
Less than three months	4	100.0%
Three to six months	0	0.0%
More than six months	0	0.0%
Total	4	100.0%

Medical Laboratory Technician Degree Program

Reasons why graduates are unemployed or employed in a field unrelated to their field of study*

Continuing education	0	0.0%
Not currently seeking employment	0	0.0%
Salaries not adequate	0	0.0%
Not enough jobs in the field	0	0.0%
Need more skills	0	0.0%
Other	0	0.0%
Total	0	0.0%

*No respondents.

Level of Satisfaction in relation to job preparedness:	Rating*		Students who responded positively**		
	Number	Average	Number	Average	
	Fall 2005		Fall 2005		
I feel well prepared to efficiently and effectively perform my job duties	4	5.00	4	100.0%	
My program of study at Delgado prepared me for my career goal	4	5.00	4	100.0%	

* Scale is 1 to 5, 5 = Strongly Agree

** Percentage of students who responded Agree or Strongly Agree

Level of Satisfaction with your educational experience in relation to the field of study:	Rating*		Students who responded positively**		
	Number	Average	Number	Average	
	Fall 2005		Fall 2005		
The program was logically organized; the material built from course to course	4	5.00	4	100.0%	
The program could be completed in a reasonable amount of time	4	5.00	4	100.0%	
The length of the program is appropriate to learn the material needed to start a career in this field	4	5.00	4	100.0%	
There was a good balance between theoretical material and applied learning in the program	4	5.00	4	100.0%	
Instructors were usually available to students outside the classroom	4	4.50	3	75.0%	
Instructional methods were effective in presenting the material	4	5.00	4	100.0%	
Course contents were up-to-date, giving good preparation in this field	4	4.75	4	100.0%	
Equipment and labs were modern and up to industry standards	3	4.67	3	100.0%	
I was satisfied with the quality of instruction I received	4	5.00	4	100.0%	
I would recommend this program at Delgado to others	4	5.00	4	100.0%	
I was satisfied with the quality of advising received	4	4.50	3	75.0%	
The advising I received kept me "on track" toward program completion	4	4.50	3	75.0%	

* Scale is 1 to 5, 5 = Strongly Agree

** Percentage of students who responded Agree or Strongly Agree

Nuclear Medicine Technology Certificate Program

Total Graduates	9	
Total Respondents	6	66.7%
Number Continuing Education	1	16.7%

Number of Delgado Non-Developmental Credit Hours Unable to Transfer*

3 to 6	1	100.0%
7 to 12	0	0.0%
13 to 21	0	0.0%
More than 21	0	0.0%
All transferred	0	0.0%
No response	0	0.0%
Total	1	100.0%

*Less than three respondents

Reasons Delgado Non-Developmental Credit Hours were not Transferred*

Changed Major	0	0.0%
No comparable course	0	0.0%
Grade in course	0	0.0%
Other	1	100.0%
No response	0	0.0%
Total	1	100.0%

*Less than three respondents

Level of Satisfaction in relation to the field of study:	Rating*			Students who responded positively**		
	Number	Average		Number	Average	
	Fall 2005			Fall 2005		
I feel well prepared from my studies at Delgado to continue my education	***	***		***	***	
I had little or no problems transferring to a four-year institution	***	***		***	***	
I was able to transfer most of my credits earned at Delgado to my four-year institution	***	***		***	***	

* Scale is 1 to 5, 5 = Strongly Agree

** Percentage of students who responded Agree or Strongly Agree

***Less than three respondents

Employment Analysis	Yes	%
Are you currently employed?	6	100.0%
Are you generally satisfied with your chosen occupation?	6	100.0%
Is your job related to your field of study?	5	83.3%

How long did it take you to find a job after graduating?

Was already employed	3	50.0%
Less than three months	2	33.3%
Three to six months	1	16.7%
More than six months	0	0.0%
Total	6	100.0%

Nuclear Medicine Technology Certificate Program

Reasons why graduates are unemployed or employed in a field unrelated to their field of study*

Continuing education	0	0.0%
Not currently seeking employment	0	0.0%
Salaries not adequate	0	0.0%
Not enough jobs in the field	0	0.0%
Need more skills	0	0.0%
Other	0	0.0%
Total	0	0.0%

*No respondents

Level of Satisfaction in relation to job preparedness:	Rating*		Students who responded positively**	
	Number	Average	Number	Average
	Fall 2005		Fall 2005	
I feel well prepared to efficiently and effectively perform my job duties	6	4.83	6	100.0%
My program of study at Delgado prepared me for my career goal	6	4.83	6	100.0%

* Scale is 1 to 5, 5 = Strongly Agree

** Percentage of students who responded Agree or Strongly Agree

Level of Satisfaction with your educational experience in relation to the field of study:	Rating*		Students who responded positively**	
	Number	Average	Number	Average
	Fall 2005		Fall 2005	
The program was logically organized; the material built from course to course	6	4.17	5	83.3%
The program could be completed in a reasonable amount of time	6	4.67	6	100.0%
The length of the program is appropriate to learn the material needed to start a career in this field	6	4.67	6	100.0%
There was a good balance between theoretical material and applied learning in the program	6	4.50	6	100.0%
Instructors were usually available to students outside the classroom	6	4.50	5	83.3%
Instructional methods were effective in presenting the material	6	4.00	5	83.3%
Course contents were up-to-date, giving good preparation in this field	5	4.00	4	80.0%
Equipment and labs were modern and up to industry standards	4	4.25	4	100.0%
I was satisfied with the quality of instruction I received	6	4.50	5	83.3%
I would recommend this program at Delgado to others	6	4.50	5	83.3%
I was satisfied with the quality of advising received	5	4.00	4	80.0%
The advising I received kept me "on track" toward program completion	4	4.50	4	100.0%

* Scale is 1 to 5, 5 = Strongly Agree

** Percentage of students who responded Agree or Strongly Agree

Nursing Degree Program

Total Graduates	52	
Total Respondents	11	21.2%
Number Continuing Education	3	27.3%

Number of Delgado Non-Developmental Credit Hours Unable to Transfer*

3 to 6	0	0.0%
7 to 12	0	0.0%
13 to 21	0	0.0%
More than 21	1	50.0%
All transferred	1	50.0%
No response	0	0.0%
Total	2	100.0%

*Less than three respondents

Reasons Delgado Non-Developmental Credit Hours were not Transferred*

Changed Major	0	0.0%
No comparable course	1	50.0%
Grade in course	0	0.0%
Other	0	0.0%
No response	1	50.0%
Total	2	100.0%

*Less than three respondents

Level of Satisfaction in relation to the field of study:	Rating*			Students who responded positively**		
	Number	Average		Number	Average	
	Fall 2005			Fall 2005		
I feel well prepared from my studies at Delgado to continue my education	***	***		***	***	
I had little or no problems transferring to a four-year institution	***	***		***	***	
I was able to transfer most of my credits earned at Delgado to my four-year institution	***	***		***	***	

* Scale is 1 to 5, 5 = Strongly Agree

** Percentage of students who responded Agree or Strongly Agree

***Less than three respondents

Employment Analysis	Yes	%
Are you currently employed?	11	100.0%
Are you generally satisfied with your chosen occupation?	9	81.8%
Is your job related to your field of study?	10	90.9%

How long did it take you to find a job after graduating?

Was already employed	1	10.0%
Less than three months	8	80.0%
Three to six months	0	0.0%
More than six months	1	10.0%
Total	10	100.0%

Nursing Degree Program

Reasons why graduates are unemployed or employed in a field unrelated to their field of study*

Continuing education	0	0.0%
Not currently seeking employment	0	0.0%
Salaries not adequate	0	0.0%
Not enough jobs in the field	0	0.0%
Need more skills	0	0.0%
Other	0	0.0%
Total	0	0.0%

*No respondents

Level of Satisfaction in relation to job preparedness:	Rating*		Students who responded positively**	
	Number	Average	Number	Average
	Fall 2005		Fall 2005	
I feel well prepared to efficiently and effectively perform my job duties	11	4.45	10	90.9%
My program of study at Delgado prepared me for my career goal	11	4.45	10	90.9%

* Scale is 1 to 5, 5 = Strongly Agree

** Percentage of students who responded Agree or Strongly Agree

Level of Satisfaction with your educational experience in relation to the field of study:	Rating*		Students who responded positively**	
	Number	Average	Number	Average
	Fall 2005		Fall 2005	
The program was logically organized; the material built from course to course	11	4.45	10	90.9%
The program could be completed in a reasonable amount of time	11	4.36	10	90.9%
The length of the program is appropriate to learn the material needed to start a career in this field	11	4.64	11	100.0%
There was a good balance between theoretical material and applied learning in the program	10	4.40	9	90.0%
Instructors were usually available to students outside the classroom	11	4.36	10	90.9%
Instructional methods were effective in presenting the material	10	4.60	10	100.0%
Course contents were up-to-date, giving good preparation in this field	10	4.20	9	90.0%
Equipment and labs were modern and up to industry standards	11	4.09	9	81.8%
I was satisfied with the quality of instruction I received	10	4.40	9	90.0%
I would recommend this program at Delgado to others	10	4.10	7	70.0%
I was satisfied with the quality of advising received	11	4.27	9	81.8%
The advising I received kept me "on track" toward program completion	10	4.20	8	80.0%

* Scale is 1 to 5, 5 = Strongly Agree

** Percentage of students who responded Agree or Strongly Agree

Physical Therapy Assisting Degree Program

Total Graduates	17	
Total Respondents	3	17.6%
Number Continuing Education	0	0.0%

Number of Delgado Non-Developmental Credit Hours Unable to Transfer*

3 to 6		n/a
7 to 12		n/a
13 to 21		n/a
More than 21		n/a
All transferred		n/a
No response		n/a
Total		n/a

*No respondents.

Reasons Delgado Non-Developmental Credit Hours were not Transferred*

Changed Major		n/a
No comparable course		n/a
Grade in course		n/a
Other		n/a
No response		n/a
Total		n/a

*No respondents.

Level of Satisfaction in relation to the field of study:	Rating*			Students who responded positively**		
	Number	Average		Number	Average	
	Fall 2005			Fall 2005		
I feel well prepared from my studies at Delgado to continue my education	***	***		***	***	
I had little or no problems transferring to a four-year institution	***	***		***	***	
I was able to transfer most of my credits earned at Delgado to my four-year institution	***	***		***	***	

* Scale is 1 to 5, 5 = Strongly Agree

** Percentage of students who responded Agree or Strongly Agree

***No respondents

Employment Analysis	Yes	%
Are you currently employed?	3	100.0%
Are you generally satisfied with your chosen occupation?	2	66.7%
Is your job related to your field of study?	2	66.7%

How long did it take you to find a job after graduating?

Was already employed	1	33.3%
Less than three months	1	33.3%
Three to six months	1	33.3%
More than six months	0	0.0%
Total	3	100.0%

Physical Therapy Assisting Degree Program

Reasons why graduates are unemployed or employed in a field unrelated to their field of study*

Continuing education	0	0.0%
Not currently seeking employment	0	0.0%
Salaries not adequate	0	0.0%
Not enough jobs in the field	0	0.0%
Need more skills	0	0.0%
Other	0	0.0%
Total	0	0.0%

*No respondents.

Level of Satisfaction in relation to job preparedness:	Rating*		Students who responded positively**		
	Number	Average	Number	Average	
	Fall 2005		Fall 2005		
I feel well prepared to efficiently and effectively perform my job duties	***	***	***	***	
My program of study at Delgado prepared me for my career goal	3	4.67	3	100.0%	

* Scale is 1 to 5, 5 = Strongly Agree

** Percentage of students who responded Agree or Strongly Agree

***Less than 3 respondents

Level of Satisfaction with your educational experience in relation to the field of study:	Rating*		Students who responded positively**		
	Number	Average	Number	Average	
	Fall 2005		Fall 2005		
The program was logically organized; the material built from course to course	3	4.33	3	100.0%	
The program could be completed in a reasonable amount of time	3	4.33	3	100.0%	
The length of the program is appropriate to learn the material needed to start a career in this field	3	4.00	2	66.7%	
There was a good balance between theoretical material and applied learning in the program	3	4.33	3	100.0%	
Instructors were usually available to students outside the classroom	3	4.33	3	100.0%	
Instructional methods were effective in presenting the material	3	4.33	3	100.0%	
Course contents were up-to-date, giving good preparation in this field	3	4.67	3	100.0%	
Equipment and labs were modern and up to industry standards	3	3.67	2	66.7%	
I was satisfied with the quality of instruction I received	3	4.67	3	100.0%	
I would recommend this program at Delgado to others	3	4.67	3	100.0%	
I was satisfied with the quality of advising received	***	***	***	***	
The advising I received kept me "on track" toward program completion	***	***	***	***	

* Scale is 1 to 5, 5 = Strongly Agree

** Percentage of students who responded Agree or Strongly Agree

***Less than 3 respondents

Radiological Technology Degree Program

Total Graduates	46	
Total Respondents	15	32.6%
Number Continuing Education	5	33.3%

Number of Delgado Non-Developmental Credit Hours Unable to Transfer*

3 to 6	1	100.0%
7 to 12	0	0.0%
13 to 21	0	0.0%
More than 21	0	0.0%
All transferred	0	0.0%
No response	0	0.0%
Total	1	100.0%

*Less than three respondents.

Reasons Delgado Non-Developmental Credit Hours were not Transferred*

Changed Major		n/a
No comparable course		n/a
Grade in course		n/a
Other		n/a
No response		n/a
Total		n/a

*No respondents.

Level of Satisfaction in relation to the field of study:	Rating*			Students who responded positively**		
	Number	Average		Number	Average	
	Fall 2005			Fall 2005		
I feel well prepared from my studies at Delgado to continue my education	***	***		***	***	
I had little or no problems transferring to a four-year institution	***	***		***	***	
I was able to transfer most of my credits earned at Delgado to my four-year institution	***	***		***	***	

* Scale is 1 to 5, 5 = Strongly Agree

** Percentage of students who responded Agree or Strongly Agree

***Less than three respondents

Employment Analysis	Yes	%
Are you currently employed?	14	93.3%
Are you generally satisfied with your chosen occupation?	14	100.0%
Is your job related to your field of study?	11	78.6%

How long did it take you to find a job after graduating?

Was already employed	4	28.6%
Less than three months	10	71.4%
Three to six months	0	0.0%
More than six months	0	0.0%
Total	14	100.0%

Radiological Technology Degree Program

Reasons why graduates are unemployed or employed in a field unrelated to their field of study*

Continuing education	2	66.7%
Not currently seeking employment	0	0.0%
Salaries not adequate	0	0.0%
Not enough jobs in the field	1	33.3%
Need more skills	0	0.0%
Other	0	0.0%
Total	3	100.0%

*Table contains multiple responses.

Level of Satisfaction in relation to job preparedness:	Rating*		Students who responded positively**	
	Number	Average	Number	Average
	Fall 2005		Fall 2005	
I feel well prepared to efficiently and effectively perform my job duties	14	4.93	14	100.0%
My program of study at Delgado prepared me for my career goal	13	5.00	13	100.0%

* Scale is 1 to 5, 5 = Strongly Agree

** Percentage of students who responded Agree or Strongly Agree

Level of Satisfaction with your educational experience in relation to the field of study:	Rating*		Students who responded positively**	
	Number	Average	Number	Average
	Fall 2005		Fall 2005	
The program was logically organized; the material built from course to course	15	4.80	15	100.0%
The program could be completed in a reasonable amount of time	15	4.20	12	80.0%
The length of the program is appropriate to learn the material needed to start a career in this field	15	4.53	13	86.7%
There was a good balance between theoretical material and applied learning in the program	15	4.60	15	100.0%
Instructors were usually available to students outside the classroom	15	4.73	14	93.3%
Instructional methods were effective in presenting the material	15	4.53	14	93.3%
Course contents were up-to-date, giving good preparation in this field	15	4.67	15	100.0%
Equipment and labs were modern and up to industry standards	15	3.73	10	66.7%
I was satisfied with the quality of instruction I received	15	4.80	15	100.0%
I would recommend this program at Delgado to others	15	4.73	15	100.0%
I was satisfied with the quality of advising received	14	4.57	14	100.0%
The advising I received kept me "on track" toward program completion	14	4.57	14	100.0%

* Scale is 1 to 5, 5 = Strongly Agree

** Percentage of students who responded Agree or Strongly Agree

Radiation Therapist Certificate Program

Total Graduates	6	
Total Respondents	6	100.0%
Number Continuing Education	0	0.0%

Number of Delgado Non-Developmental Credit Hours Unable to Transfer*

3 to 6		n/a
7 to 12		n/a
13 to 21		n/a
More than 21		n/a
All transferred		n/a
No response		n/a
Total		n/a

*No respondents.

Reasons Delgado Non-Developmental Credit Hours were not Transferred*

Changed Major		n/a
No comparable course		n/a
Grade in course		n/a
Other		n/a
No response		n/a
Total		n/a

*No respondents.

Level of Satisfaction in relation to the field of study:	Rating*			Students who responded positively**		
	Number	Average		Number	Average	
	Fall 2005			Fall 2005		
I feel well prepared from my studies at Delgado to continue my education	***	***		***	***	
I had little or no problems transferring to a four-year institution	***	***		***	***	
I was able to transfer most of my credits earned at Delgado to my four-year institution	***	***		***	***	

* Scale is 1 to 5, 5 = Strongly Agree

** Percentage of students who responded Agree or Strongly Agree

***No respondents

Employment Analysis	Yes	%
Are you currently employed?	6	100.0%
Are you generally satisfied with your chosen occupation?	4	66.7%
Is your job related to your field of study?	6	100.0%

How long did it take you to find a job after graduating?

Was already employed	4	66.7%
Less than three months	1	16.7%
Three to six months	0	0.0%
More than six months	1	16.7%
Total	6	100.0%

Radiation Therapist Certificate Program

Reasons why graduates are unemployed or employed in a field unrelated to their field of study*

Continuing education	0	0.0%
Not currently seeking employment	0	0.0%
Salaries not adequate	0	0.0%
Not enough jobs in the field	0	0.0%
Need more skills	0	0.0%
Other	0	0.0%
Total	0	0.0%

*No respondents

Level of Satisfaction in relation to job preparedness:	Rating*		Students who responded positively**	
	Number	Average	Number	Average
	Fall 2005		Fall 2005	
I feel well prepared to efficiently and effectively perform my job duties	6	4.67	6	100.0%
My program of study at Delgado prepared me for my career goal	6	4.67	6	100.0%

* Scale is 1 to 5, 5 = Strongly Agree

** Percentage of students who responded Agree or Strongly Agree

Level of Satisfaction with your educational experience in relation to the field of study:	Rating*		Students who responded positively**	
	Number	Average	Number	Average
	Fall 2005		Fall 2005	
The program was logically organized; the material built from course to course	6	4.67	6	100.0%
The program could be completed in a reasonable amount of time	6	4.67	6	100.0%
The length of the program is appropriate to learn the material needed to start a career in this field	6	4.67	6	100.0%
There was a good balance between theoretical material and applied learning in the program	6	4.67	6	100.0%
Instructors were usually available to students outside the classroom	6	4.33	5	83.3%
Instructional methods were effective in presenting the material	6	4.50	6	100.0%
Course contents were up-to-date, giving good preparation in this field	6	4.67	6	100.0%
Equipment and labs were modern and up to industry standards	6	4.67	6	100.0%
I was satisfied with the quality of instruction I received	6	4.50	6	100.0%
I would recommend this program at Delgado to others	6	4.33	5	83.3%
I was satisfied with the quality of advising received	6	4.50	6	100.0%
The advising I received kept me "on track" toward program completion	6	4.50	6	100.0%

* Scale is 1 to 5, 5 = Strongly Agree

** Percentage of students who responded Agree or Strongly Agree

Surgical Technology Certificate Program

Total Graduates	13	
Total Respondents	3	23.1%
Number Continuing Education	0	0.0%

Number of Delgado Non-Developmental Credit Hours Unable to Transfer*

3 to 6		n/a
7 to 12		n/a
13 to 21		n/a
More than 21		n/a
All transferred		n/a
No response		n/a
Total		n/a

*No respondents.

Reasons Delgado Non-Developmental Credit Hours were not Transferred*

Changed Major		n/a
No comparable course		n/a
Grade in course		n/a
Other		n/a
No response		n/a
Total		n/a

*No respondents.

Level of Satisfaction in relation to the field of study:	Rating*			Students who responded positively**		
	Number	Average		Number	Average	
	Fall 2005			Fall 2005		
I feel well prepared from my studies at Delgado to continue my education	***	***		***	***	
I had little or no problems transferring to a four-year institution	***	***		***	***	
I was able to transfer most of my credits earned at Delgado to my four-year institution	***	***		***	***	

* Scale is 1 to 5, 5 = Strongly Agree

** Percentage of students who responded Agree or Strongly Agree

***Less than three respondents

Employment Analysis*	Yes	%
Are you currently employed?	1	33.3%
Are you generally satisfied with your chosen occupation?	1	100.0%
Is your job related to your field of study?	1	100.0%

*Less than three respondents

How long did it take you to find a job after graduating?*

Was already employed	1	100.0%
Less than three months	0	0.0%
Three to six months	0	0.0%
More than six months	0	0.0%
Total	1	100.0%

*Less than three respondents

Surgical Technology Certificate Program

Reasons why graduates are unemployed or employed in a field unrelated to their field of study*

Continuing education	0	0.0%
Not currently seeking employment	0	0.0%
Salaries not adequate	0	0.0%
Not enough jobs in the field	0	0.0%
Need more skills	1	50.0%
Other	1	50.0%
Total	2	100.0%

*Table contains less than three respondents and multiple responses.

Level of Satisfaction in relation to job preparedness:	Rating*			Students who responded positively**		
	Number	Average		Number	Average	
	Fall 2005			Fall 2005		
I feel well prepared to efficiently and effectively perform my job duties	***	***		***	***	
My program of study at Delgado prepared me for my career goal	***	***		***	***	

* Scale is 1 to 5, 5 = Strongly Agree

** Percentage of students who responded Agree or Strongly Agree

***Less than three respondents

Level of Satisfaction with your educational experience in relation to the field of study:	Rating*			Students who responded positively**		
	Number	Average		Number	Average	
	Fall 2005			Fall 2005		
The program was logically organized; the material built from course to course	3	5.00		3	100.0%	
The program could be completed in a reasonable amount of time	3	5.00		3	100.0%	
The length of the program is appropriate to learn the material needed to start a career in this field	3	4.67		3	100.0%	
There was a good balance between theoretical material and applied learning in the program	3	5.00		3	100.0%	
Instructors were usually available to students outside the classroom	3	5.00		3	100.0%	
Instructional methods were effective in presenting the material	3	5.00		3	100.0%	
Course contents were up-to-date, giving good preparation in this field	3	5.00		3	100.0%	
Equipment and labs were modern and up to industry standards	3	4.33		2	66.7%	
I was satisfied with the quality of instruction I received	3	5.00		3	100.0%	
I would recommend this program at Delgado to others	3	5.00		3	100.0%	
I was satisfied with the quality of advising received	3	5.00		3	100.0%	
The advising I received kept me "on track" toward program completion	3	5.00		3	100.0%	

* Scale is 1 to 5, 5 = Strongly Agree

** Percentage of students who responded Agree or Strongly Agree

Fall 2005 Graduate Follow-up Survey Comments

Upon graduation I was asked to come to a meeting at Delgado for which I had to leave work. When I arrived I was one of many students sent away because the class was full. I left my name and number and was never contacted. Every time I tried to contact the school I was given the run around. I do not wish to walk or participate in a graduation but would like my degree. Yet, I still do not have my Degree. Please help me get my degree which I have earned.

I have yet to receive my diploma. I have filled out all of the necessary paperwork; I have paid the fee and taken the exit exam on the computer. I live in a different state now, so it is not convenient for me to come to campus. I have gotten no luck over the phone. Could you please let me know if there was a step I have forgotten and if not, please send me my diploma! Thanks.

I really enjoyed my time at DCC and all of the experiences that the college exposed to me. Disappointed in the fact that I remain unemployed is tempered by the great job my Delgado instructors did in preparing me for a four-year institution. Thank you Delgado.

I'd like to say thanks to Delgado for giving me what I needed to start doing what I like the most cooking, and getting good money. At first I was a little nervous because I started college so late in age. I was 39 years old and all I thought was that this is for young people. But, I had the wrong feeling. I had to tell myself that I was young, too. So, I prayed and asked God to help me and He did. Now, I am the first in my family to have a college education. I'd like to say thanks to Dr Bartholomew (Director) for always being there for me and a big thanks to Chef Carl and Chef Nancy for taking me under their wing until I got my own. Last but not least, Chef Lou for being a good friend and also Janet (secretary) for always being there. Love you guys.

Most of my credits from Delgado did not transfer to the University of North Texas at Dallas campus.

Due to the training I received at Delgado, I was hired 3 months before graduation. I really love all the attention and care I received and not only am I planning on going back for my associates degree, but I have referred Delgado to many friends and family members. Thanks so much for everything!.

I value the education I received at Delgado; it prepared me better than 4-year college. I only know this because I came to Delgado after I received a 4-year degree. I found a job after graduating from Delgado in less than 2 weeks. I never found a job with my 4-year degree and I still was making a dollar or two over minimum wage. After graduating from Delgado I moved to another tax bracket. I now make between \$53,000 - 69,000 a year. Thank you for preparing me and opening doors that enable me to better my life. I'm presently working toward a master's in Business Administration- Health Care Management.

I checked in to several colleges about continuing my education and was informed that they would not accept my credits.

I still haven't received my certificate of completion for the Nuclear Medicine Technology Program. I paid the graduation fees and all the other ridiculous "Fees". I would really appreciate it if you could mail my certificate to me or at least mail or call me with info on how to get it. I will need this certificate to authenticate my professional credentials. Your immediate attention to this matter would be greatly appreciated. I completed the Nuclear Medicine Technology Program in July 2005. Feel free to contact the Nuclear Medicine Technology Program to verify my enrollment and completion.

Fall 2005 Graduate Follow-up Survey Comments

I am employed by USDA Federal Grain Inspection Service as a secretary for the past 28 years. I chose to continue my education in order to advance and increase my salary. "HOORAY" - I'm in the process of receiving a promotion. My continuing education was a contributing factor. Question #14: I disagreed because one of my teachers was very hard to get in touch with, even thru e-mail. It was a Visual Basic course. I don't think the instructor teaches at City Park anymore. Question #20: I disagreed because my advisor always seemed to be in a hurry because other students were waiting. He seemed to just want to schedule my classes and be finished. Maybe he didn't like older students. Anyway, I'm happy my diploma helped me get promoted.

Katrina, SUNO has dropped its business administration degree program. Financially and emotionally I am working on getting my house back in order. I will return to get my bachelor's degree in the near future.

I feel the instructor in the Radiology department is inadequate. He would teach one thing and the next day change what he said and after the tests were back change what he said again. (Even though we had everything recorded.) We (the class) discussed this with the department and nothing was done. I believe it is unfair for any paying student to suffer through his class. He is also disrespectful to students. Other than this, I feel my time at Delgado was a good experience.

The reason I answered question #'s 20 and 21 with Strongly disagree is that I did not like the way I was advised. When it was time for me to graduate, I was 3 hours short. I had to take a fine arts class. My graduation day was set for May 2005 because I was poorly advised. You all would not let me graduate until December 2005 which turned into May 2006. I feel you should not make someone wait until next graduation date because they are short 3 hours (fine arts). I should have been able to participate in my graduation and come back to take 3 hours. I know of school such as Xavier would not let you participate because you are short 3 hours.

I believe that attending the Radiologic Technology program at Delgado was my best choice ever. That program allowed me to be very well prepared and educated in my profession. I was very pleased with my experience there. I believe Delgado has one of the best Allied Health Programs in Louisiana.

Thank you for 3 years of success in my life. If it wasn't for Delgado and for Funeral Services I don't know what I would be doing now. Y'all have made my dreams come true. Thank You!

I have had a wonderful experience at DCC. The Radiologic Technology program is great and very well constructed and organized. The teachers are very knowledgeable and helpful. The only objection I have is that there are too many students in the program each year. The field is flooded and will continue to be if Delgado puts out 50 Rad. Tech's each year. My overall experience has been amazing and I couldn't be happier with my career decision.

I was never advised and followed my own plan. This was better than friends who did use an advisor. I have been trying since May to get my diploma mailed to me and I haven't received it yet!

Thanks to Ms. Bettie Abbatte and Dr Jerry Sickles for all of their help! I am a LA State licensed arborist/Horticulturist and a landscape contractor because of the Delgado Horticulture program. I plan on getting a 4 year degree in Horticulture as soon as I can find out about transferable courses from Delgado to either LSU or SLU.

Thanks everybody. Thank you Delgado.

Fall 2005 Graduate Follow-up Survey Comments

I really like my program and my instructor. I was so thankful for them and for their efforts. They are so flexible and helpful.

I feel that the Allied Health department at Delgado is one of the best career oriented disciplines offered. However, there is one need that is imperative to the future success. More specifically the Physical Therapist Asst. program needs more equipment to enhance the learning experience of the students visual aides and hands-on practice is lacking dramatically. Thank you.

I had such an awful year, because my advisors were not up to par. They were unconcerned about my decisions. I had problems with my course credits. I needed one class to graduate and that took forever to happen. It took me forever to graduate because of my advisors whom steered me in the wrong direction. I do not like my job because the pay is not enough, but I love to help people in any way that I can. Delgado, please take time to listen to the students. Help them to make wise decisions concerning their careers.

When I originally started the program I had great teaches such as Melody Hassel, Ray tinsel, and Kim Mercadel and of course Ms. Sandy! Towards the end of the program the were some unfortunate changes pertaining to new staffing. At least one which was totally clueless. Also, some students were an embarrassment to the program; they failed classes and still managed to pass. The program needs to be what it was - strict. Some of us worked very hard to pass. It is not right to pass those who don't deserve it, no matter what some superiors think.

The Nuclear Medicine program taught me what I needed to know for my license but the teacher would sometimes not have answers for us and wouldn't try to find the answers for us, but I passed so, it paid off. The financial aid office never called me back. I left several messages. It took forever to get things taken care of and settled.

I am extremely satisfied with my education form Delgado. The courses are very comparable to UNO's courses. I have told several high school students about my experience at Delgado and they are very interested in Delgado. Delgado's reputation is getting stronger because of the administration and professor's. I would consider leaving the library open longer or providing a cafe' with longer hours to promote study on campus. Overall, Delgado is a great school and I hope that it continues in its track. Thanks.

Overall, I feel that the Radiation therapy program at Delgado was successful in its purpose. I do have a concern however. With Hurricane Katrina, I lost the job promised to me upon graduation because the hospital no longer exists. Since then I have worked at two out-of-town hospitals finally being fortunate enough to get a great job at West Jefferson Medical Center (The first and only full time opening in the city for a Radiation therapist since the hurricane!) However, the salaries now offered are significantly lower than Pre-Katrina. My point is this. I think the program should be suspended in order to allow this job market to open up again. There are other experienced therapist in the city (i.e. form Charity, Baptist, etc.) still looking for jobs I see no point in continuing the program with no job opening in the city.

I chose to continue my education at DCC for 2 reasons: 1) I got my business degree with plans to open my own bar and grill. 2) I am continuing my education to become a registered nurse. My plan is to work as a registered nurse during the day and go into business with a friend in which I will be a silent partner for example run the show behind the scene, doing book work, and place orders.

Fall 2005 Graduate Follow-up Survey Comments

I graduated on 8/09/05. We did not receive diplomas due to Katrina. Please let me know how to obtain my radiation therapist diploma. Thank you.

In the online classes and learning labs whenever I tried to contact my instructor via e-mail, she never responded. The timing on online tests are unrealistic if one has a slow computer. Learning labs and libraries need to be open later to accommodate working students.

I graduated from LSU Baton Rouge with a bachelor's degree before entering Delgado's Nuclear Medicine program.

We need more opportunities to use critical thinking to connect the concepts.

I have called repeatedly to have my degree sent to me. I have still not received it. Please have my degree sent.

The education that I received at Charity School of Nursing was excellent. I was definitely prepared to take state boards and to begin my career as an RN. One day I hope to continue my education and teach at Charity. Attending nursing school was the best decision I have ever made.

I feel that Charity was successful in preparing me to take my nursing boards, but not so much to become an RN. I have learned a lot by "doing" since leaving school. I would also like to take this time to say that Charity needs some serious evaluation of its administrative offices, including financial aid. Each and every one of the administrative employees are disorganized, inept and above all "rude" in their treatment of the nursing students. This was my experience from the beginning all the way up to my graduation day. Where, instead of spending it with my family from out of town, I was sent on a wild goose chase around Charity School of Nursing. Thanks for the opportunity to give my opinion.

Most of my knowledge came from being an LPN/LVN for 15 years prior to nursing school at Charity. I felt that Charity School of Nursing was still trying to cram the three year diploma program down our throats in two years. Also, I want you to know that only 6 of 19 Charity students passed the HESI exit exam at El Centro College in Dallas. Nineteen of us fourth level student nurses finished out El Centro in Dallas. I want to praise Lenetra Jefferson for her knowledge and practicality. I would also like to express my disappointment with my instructor for who taught Parent-Child nursing. She was very insensitive and down right rude one day in spring 2005 when she callously and coldly suggested to many people in a classroom doorway that three friends of mine all recently died of AIDS. She later said that I remind her of her first boyfriend who had my eyes and left her at the alter because he was so gay.