

Community College Survey of Student Engagement
 2007 Benchmark Summary Table - All Students
Delgado Community College, Louisiana Consortium

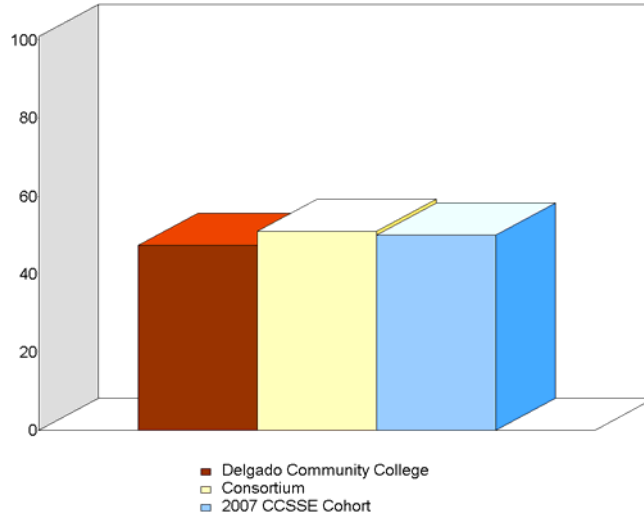
All Students				
Benchmark	Your College	Comparison Group Statistics		
			Consortium	2007 CCSSE Cohort
Active and Collaborative Learning	47.4	Benchmark Score	51.0	50.0
		Score Difference	-3.6	-2.6
Student Effort	47.1	Benchmark Score	50.0	50.0
		Score Difference	-2.9	-2.9
Academic Challenge	50.1	Benchmark Score	49.8	50.0
		Score Difference	0.3	0.1
Student-Faculty Interaction	49.6	Benchmark Score	51.7	50.0
		Score Difference	-2.1	-0.4
Support for Learners	52.6	Benchmark Score	58.0	50.0
		Score Difference	-5.4	2.6
		Number of Colleges	16	525

Benchmark Score: Each benchmark score was computed by averaging the scores on survey items that comprise that benchmark. To compensate for disproportionately large numbers of full-time students in the sample, all means used in the creation of the benchmarks are weighted by full- and part-time status. Benchmark scores are standardized so that the weighted mean across all students is 50 and the standard deviation across all participating students is 25. Institutions' benchmark scores are computed by taking the weighted average of their students' standardized scores.

Score Difference: The result of subtracting the comparison group score (same size colleges or 2007 CCSSE Cohort) from your college's score on each benchmark.

Active and Collaborative Learning Bar Charts and Benchmark Item Composition - All Students

Description - Students learn more when they are actively involved in their education and have opportunities to think about and apply what they are learning in different settings. Through collaborating with others to solve problems or master challenging content, students develop valuable skills that prepare them to deal with the kinds of situations and problems they will encounter in the workplace, the community, and their personal lives.



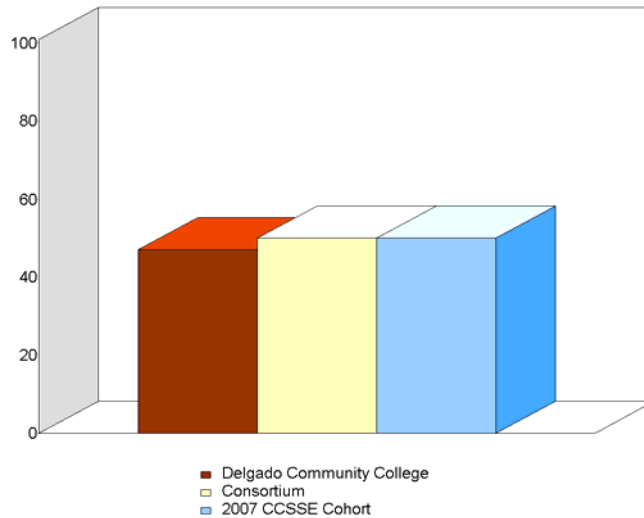
Benchmark Scores			
	Delgado Community College	Consortium	2007 CCSSE Cohort
All Students	47.4	51.0	50.0

Active and Collaborative Learning	Your College Mean	Other Consortium Colleges Mean	Above/ Below Mean	2007 CCSSE Cohort Mean	Above/ Below Mean
4a. Asked questions in class or contributed to class discussions	2.94	3.00		2.91	
4b. Made a class presentation	1.80	1.90		2.04	▼
4f. Worked with other students on projects during class	2.27	2.45		2.46	▼
4g. Worked with classmates outside of class to prepare class assignments	1.78	1.88		1.84	
4h. Tutored or taught other students (paid or voluntary)	1.42	1.45		1.36	
4i. Participated in a community-based project as a part of a regular course	1.31	1.32		1.29	
4r. Discussed ideas from your readings or classes with others outside of class (students, family members, co-workers, etc.)	2.57	2.52		2.55	

[NOTE: Directional arrows in charts highlight those items where your college falls notably above or below the mean of your comparison group. The items listed are significant at $p < .001$ with an effect size greater than or equal to .2.]

Student Effort Bar Charts and Benchmark Item Composition - All Students

Description - Students' own behaviors contribute significantly to their learning and the likelihood that they will successfully attain their educational goals.



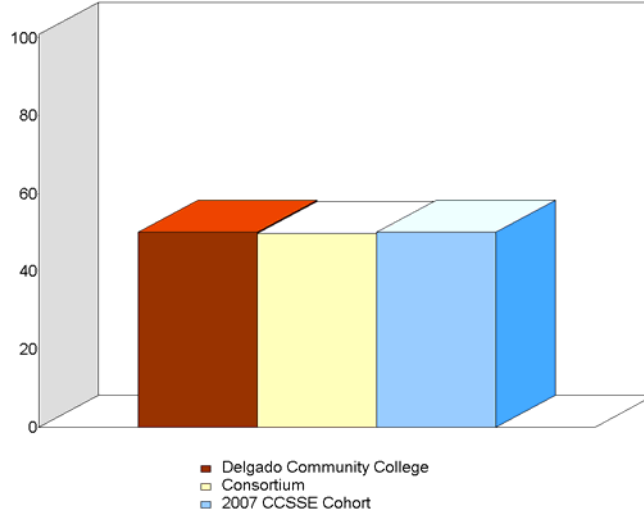
Benchmark Scores			
	Delgado Community College	Consortium	2007 CCSSE Cohort
All Students	47.1	50.0	50.0

Student Effort	Your College Mean	Other Consortium Colleges Mean	Above/Below Mean	2007 CCSSE Cohort Mean	Above/Below Mean
4c. Prepared two or more drafts of a paper or assignment before turning it in	2.45	2.36		2.47	
4d. Worked on a paper or project that required integrating ideas or information from various sources	2.41	2.49		2.70	▼
4e. Came to class without completing readings or assignments	1.75	1.71		1.88	
6b. Number of books read on your own (not assigned) for personal enjoyment or academic enrichment	2.08	2.00		2.07	
10a. Preparing for class (studying, reading, writing, rehearsing, doing homework, or other activities related to your program)	1.81	1.84		1.88	
13d1. Frequency: Peer or other tutoring	1.49	1.52		1.45	
13e1. Frequency: Skill labs (writing, math, etc.)	1.78	1.86		1.70	
13h1. Frequency: Computer lab	1.89	2.13	▼	2.09	▼

[NOTE: Directional arrows in charts highlight those items where your college falls notably above or below the mean of your comparison group. The items listed are significant at $p < .001$ with an effect size greater than or equal to .2.]

Academic Challenge Bar Charts and Benchmark Item Composition - All Students

Description - Challenging intellectual and creative work is central to student learning and collegiate quality. Ten survey items address the nature and amount of assigned academic work, the complexity of cognitive tasks presented to students, and the standards faculty members use to evaluate student performance.



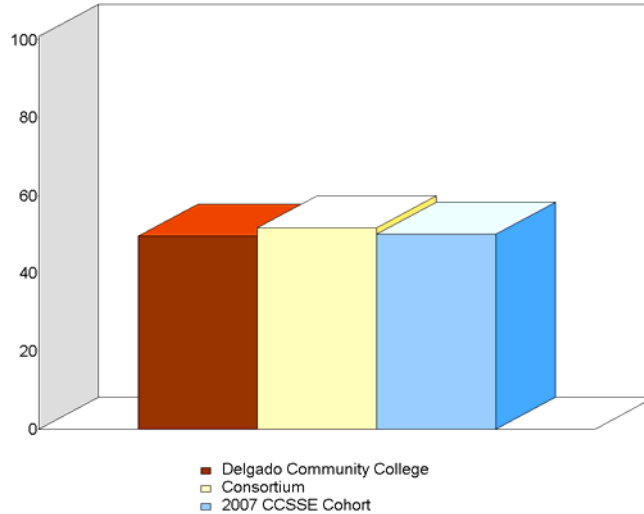
Benchmark Scores			
	Delgado Community College	Consortium	2007 CCSSE Cohort
All Students	50.1	49.8	50.0

Academic Challenge	Your College Mean	Other Consortium Colleges Mean	Above/Below Mean	2007 CCSSE Cohort Mean	Above/Below Mean
4p. Worked harder than you thought you could to meet an instructor's standards or expectations	2.55	2.62		2.52	
5b. Analyzing the basic elements of an idea, experience, or theory	2.89	2.80		2.82	
5c. Synthesizing and organizing ideas, information, or experiences in new ways	2.71	2.68		2.69	
5d. Making judgments about the value or soundness of information, arguments, or methods	2.54	2.46		2.53	
5e. Applying theories or concepts to practical problems of in new situations	2.68	2.62		2.62	
5f. Using information you have read or heard to perform a new skill	2.79	2.86		2.72	
6a. Number of assigned textbooks, manuals, books, or book-length packs of course readings	2.85	2.81		2.85	
6c. Number of written papers or reports of any length	2.51	2.42		2.81	▼
7. Mark the box that best represents the extent to which your examinations during the current school year have challenged you to do your best work at this college	4.93	4.93		5.00	
9a. Encouraging you to spend significant amounts of time studying	2.97	2.97		2.94	

[NOTE: Directional arrows in charts highlight those items where your college falls notably above or below the mean of your comparison group. The items listed are significant at $p < .001$ with an effect size greater than or equal to .2.]

Student-Faculty Interaction Bar Charts and Benchmark Item Composition - All Students

Description - In general, the more contact students have with their teachers, the more likely they are to learn effectively and persist toward achievement of their educational goals. Through such interactions, faculty members become role models, mentors, and guides for continuous, lifelong learning.



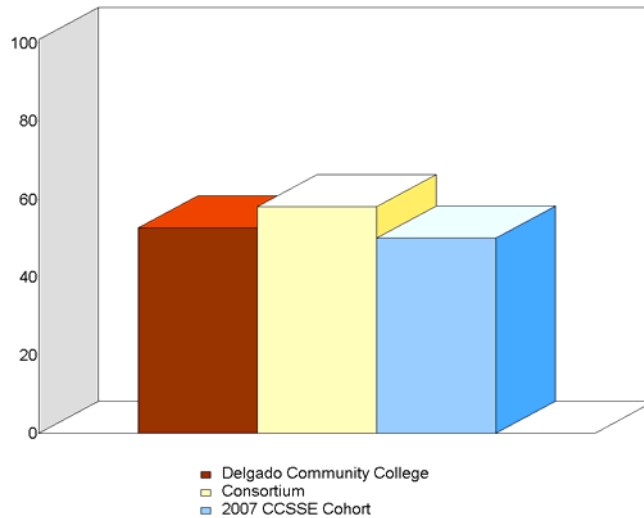
Benchmark Scores			
	Delgado Community College	Consortium	2007 CCSSE Cohort
All Students	49.6	51.7	50.0

Student-Faculty Interaction	Your College Mean	Other Consortium Colleges Mean	Above/ Below Mean	2007 CCSSE Cohort Mean	Above/ Below Mean
4k. Used email to communicate with an instructor	2.39	2.10	▲	2.41	
4l. Discussed grades or assignments with an instructor	2.53	2.60		2.49	
4m. Talked about career plans with an instructor or advisor	1.89	2.12	▼	1.99	
4n. Discussed ideas from your readings or classes with instructors outside of class	1.73	1.77		1.72	
4o. Received prompt feedback (written or oral) from instructors on your performance	2.65	2.64		2.65	
4q. Worked with instructors on activities other than coursework	1.41	1.54		1.39	

[NOTE: Directional arrows in charts highlight those items where your college falls notably above or below the mean of your comparison group. The items listed are significant at $p < .001$ with an effect size greater than or equal to .2.]

Support for Learners Bar Charts and Benchmark Item Composition - All Students

Description - Students perform better and are more satisfied at colleges that are committed to their success and cultivate positive working and social relationships among different groups on campus.



Benchmark Scores			
	Delgado Community College	Consortium	2007 CCSSE Cohort
All Students	52.6	58.0	50.0

Support for Learners	Your College Mean	Other Consortium Colleges Mean	Above/Below Mean	2007 CCSSE Cohort Mean	Above/Below Mean
9b. Providing the support you need to help you succeed at this college	2.94	3.07		2.93	
9c. Encouraging contact among students from different economic, social, and racial or ethnic backgrounds	2.64	2.62		2.45	
9d. Helping you cope with your non-academic responsibilities (work, family, etc.)	1.95	2.15		1.90	
9e. Providing the support you need to thrive socially	2.16	2.37	▼	2.08	
9f. Providing the financial support you need to afford your education	2.40	2.53		2.37	
13a1. Frequency: Academic advising/planning	1.73	1.85		1.74	
13b1. Frequency: Career counseling	1.48	1.53		1.43	

[NOTE: Directional arrows in charts highlight those items where your college falls notably above or below the mean of your comparison group. The items listed are significant at $p < .001$ with an effect size greater than or equal to .2.]

Community College Survey of Student Engagement
 2007 Benchmark Summary Table - Enrollment Status Breakout
Delgado Community College, Louisiana Consortium

Part-Time Students				
Benchmark	Your College	Comparison Group Statistics		
			Consortium	2007 CCSSE Cohort
Active and Collaborative Learning	44.1	Benchmark Score	46.7	46.6
		Score Difference	-2.7	-2.5
Student Effort	43.0	Benchmark Score	45.7	46.8
		Score Difference	-2.7	-3.8
Academic Challenge	45.8	Benchmark Score	44.5	46.4
		Score Difference	1.3	-0.6
Student-Faculty Interaction	46.0	Benchmark Score	47.5	46.8
		Score Difference	-1.5	-0.9
Support for Learners	50.9	Benchmark Score	55.7	48.4
		Score Difference	-4.8	2.4
		Number of Colleges	16	525

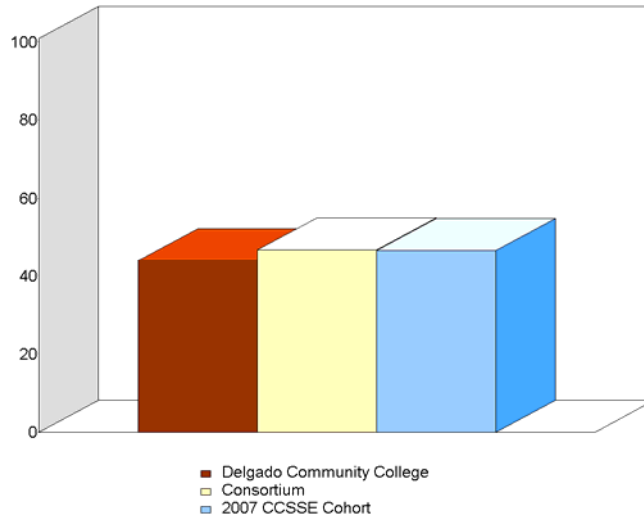
Full-Time Students				
Benchmark	Your College	Comparison Group Statistics		
			Consortium	2007 CCSSE Cohort
Active and Collaborative Learning	51.7	Benchmark Score	56.1	56.2
		Score Difference	-4.5	-4.5
Student Effort	52.3	Benchmark Score	54.8	55.5
		Score Difference	-2.6	-3.2
Academic Challenge	55.5	Benchmark Score	55.6	55.6
		Score Difference	-0.1	-0.1
Student-Faculty Interaction	54.3	Benchmark Score	56.4	56.0
		Score Difference	-2.1	-1.7
Support for Learners	54.9	Benchmark Score	60.8	53.8
		Score Difference	-6.0	1.1
		Number of Colleges	16	525

Benchmark Score: Each benchmark score was computed by averaging the scores on survey items that comprise that benchmark. To compensate for disproportionately large numbers of full-time students in the sample, all means used in the creation of the benchmarks are weighted by full- and part-time status. Benchmark scores are standardized so that the weighted mean across all students is 50 and the standard deviation across all participating students is 25. Institutions' benchmark scores are computed by taking the weighted average of their students' standardized scores.

Score Difference: The result of subtracting the comparison group score (same size colleges or 2007 CCSSE Cohort) from your college's score on each benchmark.

Active and Collaborative Learning Bar Charts and Benchmark Item Composition - Part-Time Students

Description - Students learn more when they are actively involved in their education and have opportunities to think about and apply what they are learning in different settings. Through collaborating with others to solve problems or master challenging content, students develop valuable skills that prepare them to deal with the kinds of situations and problems they will encounter in the workplace, the community, and their personal lives.



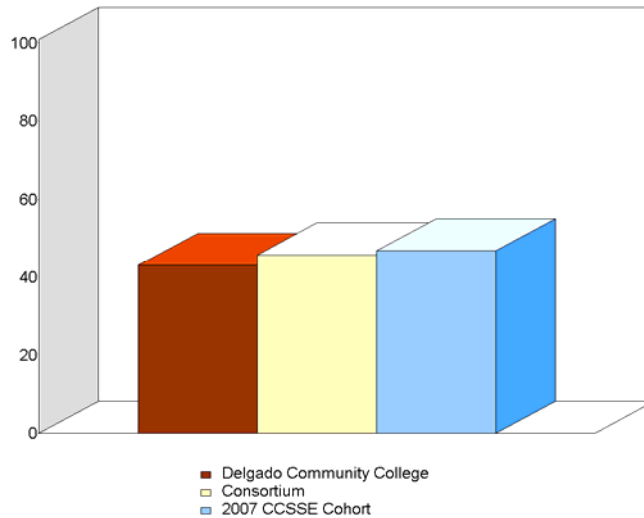
Benchmark Scores			
	Delgado Community College	Consortium	2007 CCSSE Cohort
Part-Time	44.1	46.7	46.6

Active and Collaborative Learning	Your College Mean	Other Consortium Colleges Mean	Above/ Below Mean	2007 CCSSE Cohort Mean	Above/ Below Mean
4a. Asked questions in class or contributed to class discussions	2.91	2.91		2.88	
4b. Made a class presentation	1.69	1.80		1.90	▼
4f. Worked with other students on projects during class	2.19	2.32		2.38	▼
4g. Worked with classmates outside of class to prepare class assignments	1.72	1.77		1.72	
4h. Tutored or taught other students (paid or voluntary)	1.38	1.36		1.30	
4i. Participated in a community-based project as a part of a regular course	1.23	1.25		1.23	
4r. Discussed ideas from your readings or classes with others outside of class (students, family members, co-workers, etc.)	2.53	2.43		2.51	

[NOTE: Directional arrows in charts highlight those items where your college falls notably above or below the mean of your comparison group. The items listed are significant at $p < .001$ with an effect size greater than or equal to .2.]

Student Effort Bar Charts and Benchmark Item Composition - Part-Time Students

Description - Students' own behaviors contribute significantly to their learning and the likelihood that they will successfully attain their educational goals.



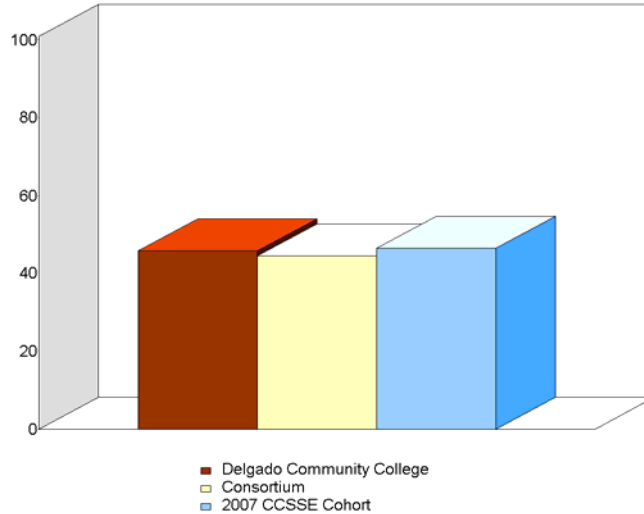
Benchmark Scores			
	Delgado Community College	Consortium	2007 CCSSE Cohort
Part-Time	43.0	45.7	46.8

Student Effort	Your College Mean	Other Consortium Colleges Mean	Above/Below Mean	2007 CCSSE Cohort Mean	Above/Below Mean
4c. Prepared two or more drafts of a paper or assignment before turning it in	2.25	2.26		2.36	
4d. Worked on a paper or project that required integrating ideas or information from various sources	2.22	2.38		2.54	▼
4e. Came to class without completing readings or assignments	1.68	1.68		1.82	
6b. Number of books read on your own (not assigned) for personal enjoyment or academic enrichment	2.07	1.98		2.09	
10a. Preparing for class (studying, reading, writing, rehearsing, doing homework, or other activities related to your program)	1.73	1.65		1.74	
13d1. Frequency: Peer or other tutoring	1.48	1.49		1.42	
13e1. Frequency: Skill labs (writing, math, etc.)	1.75	1.77		1.66	
13h1. Frequency: Computer lab	1.74	2.02	▼	1.97	▼

[NOTE: Directional arrows in charts highlight those items where your college falls notably above or below the mean of your comparison group. The items listed are significant at $p < .001$ with an effect size greater than or equal to .2.]

Academic Challenge Bar Charts and Benchmark Item Composition - Part-Time Students

Description - Challenging intellectual and creative work is central to student learning and collegiate quality. Ten survey items address the nature and amount of assigned academic work, the complexity of cognitive tasks presented to students, and the standards faculty members use to evaluate student performance.



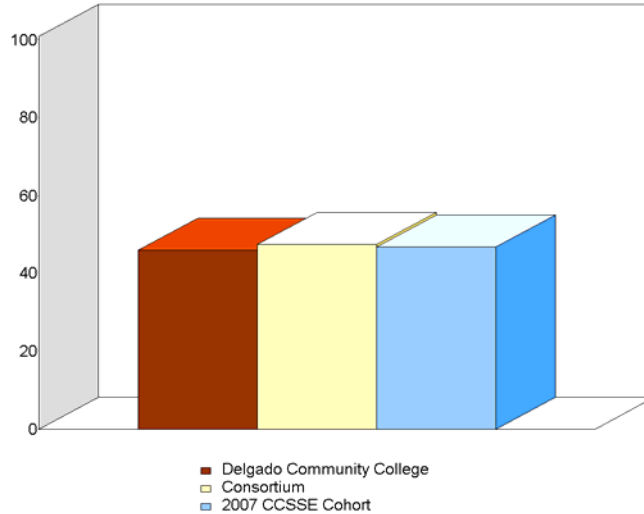
Benchmark Scores			
	Delgado Community College	Consortium	2007 CCSSE Cohort
Part-Time	45.8	44.5	46.4

Academic Challenge	Your College Mean	Other Consortium Colleges Mean	Above/ Below Mean	2007 CCSSE Cohort Mean	Above/ Below Mean
4p. Worked harder than you thought you could to meet an instructor's standards or expectations	2.45	2.53		2.46	
5b. Analyzing the basic elements of an idea, experience, or theory	2.87	2.74		2.78	
5c. Synthesizing and organizing ideas, information, or experiences in new ways	2.62	2.59		2.64	
5d. Making judgments about the value or soundness of information, arguments, or methods	2.43	2.35		2.45	
5e. Applying theories or concepts to practical problems of in new situations	2.60	2.52		2.55	
5f. Using information you have read or heard to perform a new skill	2.73	2.75		2.66	
6a. Number of assigned textbooks, manuals, books, or book-length packs of course readings	2.64	2.57		2.67	
6c. Number of written papers or reports of any length	2.23	2.26		2.57	▼
7. Mark the box that best represents the extent to which your examinations during the current school year have challenged you to do your best work at this college	4.91	4.89		4.97	
9a. Encouraging you to spend significant amounts of time studying	2.95	2.87		2.89	

[NOTE: Directional arrows in charts highlight those items where your college falls notably above or below the mean of your comparison group. The items listed are significant at $p < .001$ with an effect size greater than or equal to .2.]

Student-Faculty Interaction Bar Charts and Benchmark Item Composition - Part-Time Students

Description - In general, the more contact students have with their teachers, the more likely they are to learn effectively and persist toward achievement of their educational goals. Through such interactions, faculty members become role models, mentors, and guides for continuous, lifelong learning.



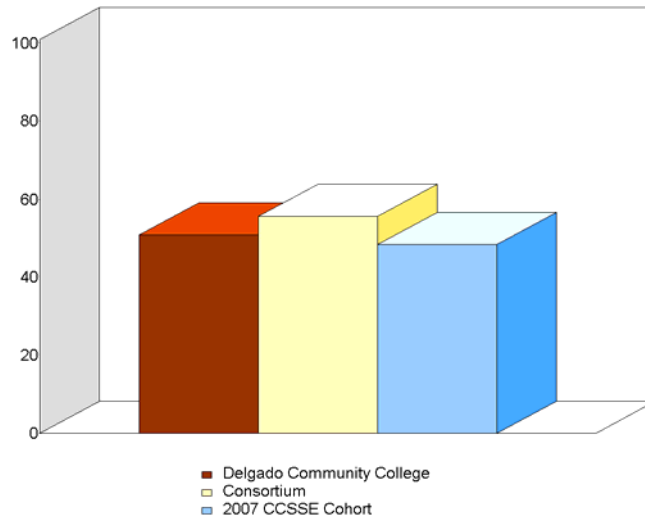
Benchmark Scores			
	Delgado Community College	Consortium	2007 CCSSE Cohort
Part-Time	46.0	47.5	46.8

Student-Faculty Interaction	Your College Mean	Other Consortium Colleges Mean	Above/ Below Mean	2007 CCSSE Cohort Mean	Above/ Below Mean
4k. Used email to communicate with an instructor	2.23	2.05		2.28	
4l. Discussed grades or assignments with an instructor	2.41	2.48		2.40	
4m. Talked about career plans with an instructor or advisor	1.78	1.97		1.87	
4n. Discussed ideas from your readings or classes with instructors outside of class	1.66	1.68		1.64	
4o. Received prompt feedback (written or oral) from instructors on your performance	2.66	2.57		2.64	
4q. Worked with instructors on activities other than coursework	1.35	1.43		1.32	

[NOTE: Directional arrows in charts highlight those items where your college falls notably above or below the mean of your comparison group. The items listed are significant at $p < .001$ with an effect size greater than or equal to .2.]

Support for Learners Bar Charts and Benchmark Item Composition - Part-Time Students

Description - Students perform better and are more satisfied at colleges that are committed to their success and cultivate positive working and social relationships among different groups on campus.



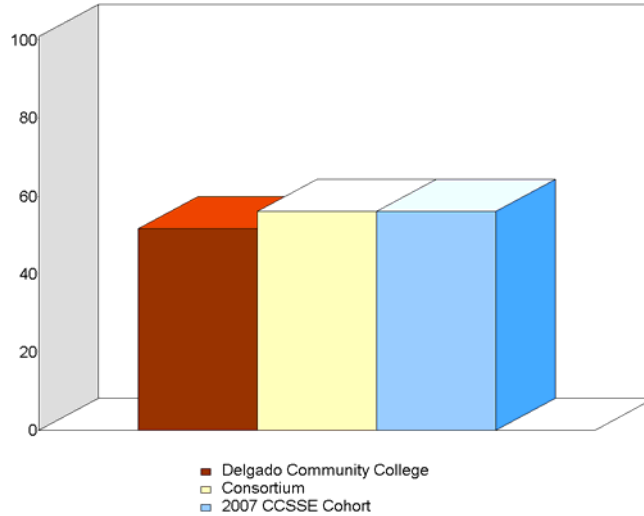
Benchmark Scores			
	Delgado Community College	Consortium	2007 CCSSE Cohort
Part-Time	50.9	55.7	48.4

Support for Learners	Your College Mean	Other Consortium Colleges Mean	Above/Below Mean	2007 CCSSE Cohort Mean	Above/Below Mean
9b. Providing the support you need to help you succeed at this college	2.90	3.02		2.89	
9c. Encouraging contact among students from different economic, social, and racial or ethnic backgrounds	2.65	2.54		2.40	▲
9d. Helping you cope with your non-academic responsibilities (work, family, etc.)	1.91	2.09		1.86	
9e. Providing the support you need to thrive socially	2.08	2.30		2.02	
9f. Providing the financial support you need to afford your education	2.30	2.35		2.24	
13a1. Frequency: Academic advising/planning	1.71	1.79		1.69	
13b1. Frequency: Career counseling	1.46	1.46		1.41	

[NOTE: Directional arrows in charts highlight those items where your college falls notably above or below the mean of your comparison group. The items listed are significant at $p < .001$ with an effect size greater than or equal to .2.]

Active and Collaborative Learning
Bar Charts and Benchmark Item Composition - Full-Time Students

Description - Students learn more when they are actively involved in their education and have opportunities to think about and apply what they are learning in different settings. Through collaborating with others to solve problems or master challenging content, students develop valuable skills that prepare them to deal with the kinds of situations and problems they will encounter in the workplace, the community, and their personal lives.



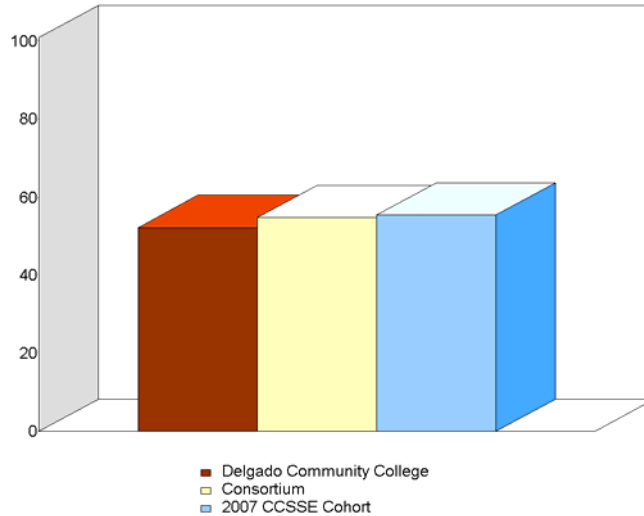
Benchmark Scores			
	Delgado Community College	Consortium	2007 CCSSE Cohort
Full-Time	51.7	56.1	56.2

Active and Collaborative Learning	Your College Mean	Other Consortium Colleges Mean	Above/ Below Mean	2007 CCSSE Cohort Mean	Above/ Below Mean
4a. Asked questions in class or contributed to class discussions	2.98	3.07		2.94	
4b. Made a class presentation	1.94	2.01		2.24	▼
4f. Worked with other students on projects during class	2.38	2.56		2.57	▼
4g. Worked with classmates outside of class to prepare class assignments	1.86	1.99		2.01	
4h. Tutored or taught other students (paid or voluntary)	1.47	1.55		1.46	
4i. Participated in a community-based project as a part of a regular course	1.41	1.38		1.38	
4r. Discussed ideas from your readings or classes with others outside of class (students, family members, co-workers, etc.)	2.63	2.61		2.61	

[NOTE: Directional arrows in charts highlight those items where your college falls notably above or below the mean of your comparison group. The items listed are significant at $p < .001$ with an effect size greater than or equal to .2.]

Student Effort Bar Charts and Benchmark Item Composition - Full-Time Students

Description - Students' own behaviors contribute significantly to their learning and the likelihood that they will successfully attain their educational goals.



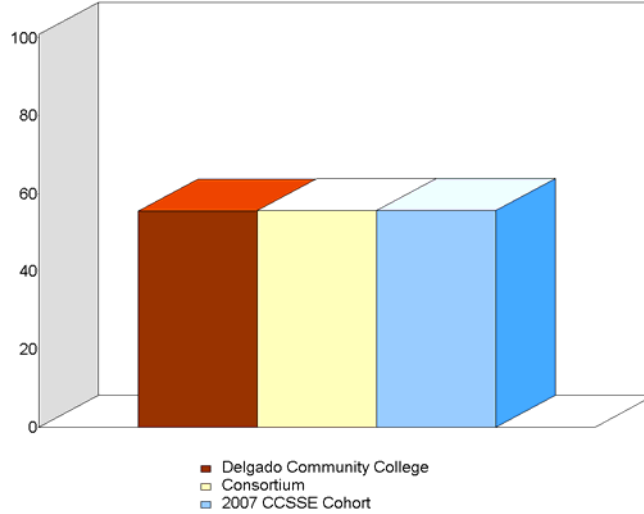
Benchmark Scores			
	Delgado Community College	Consortium	2007 CCSSE Cohort
Full-Time	52.3	54.8	55.5

Student Effort	Your College Mean	Other Consortium Colleges Mean	Above/Below Mean	2007 CCSSE Cohort Mean	Above/Below Mean
4c. Prepared two or more drafts of a paper or assignment before turning it in	2.69	2.48	▲	2.64	
4d. Worked on a paper or project that required integrating ideas or information from various sources	2.65	2.63		2.92	▼
4e. Came to class without completing readings or assignments	1.83	1.75		1.98	
6b. Number of books read on your own (not assigned) for personal enjoyment or academic enrichment	2.09	2.02		2.06	
10a. Preparing for class (studying, reading, writing, rehearsing, doing homework, or other activities related to your program)	1.92	2.03		2.09	
13d1. Frequency: Peer or other tutoring	1.50	1.54		1.50	
13e1. Frequency: Skill labs (writing, math, etc.)	1.81	1.94		1.77	
13h1. Frequency: Computer lab	2.05	2.21	▼	2.24	▼

[NOTE: Directional arrows in charts highlight those items where your college falls notably above or below the mean of your comparison group. The items listed are significant at $p < .001$ with an effect size greater than or equal to .2.]

Academic Challenge
Bar Charts and Benchmark Item Composition - Full-Time Students

Description - Challenging intellectual and creative work is central to student learning and collegiate quality. Ten survey items address the nature and amount of assigned academic work, the complexity of cognitive tasks presented to students, and the standards faculty members use to evaluate student performance.



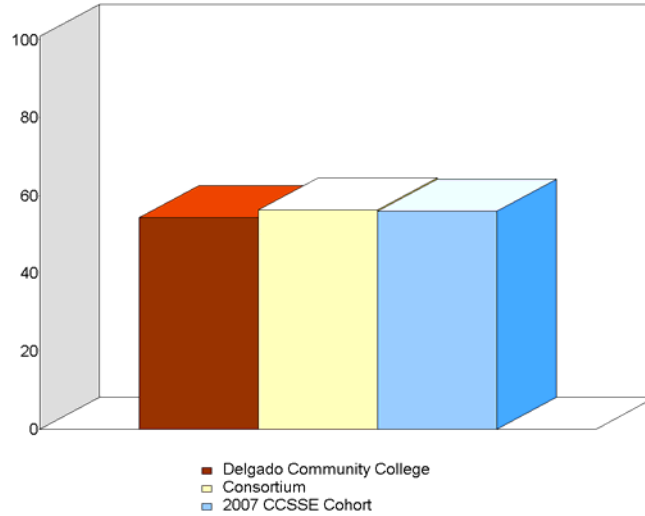
Benchmark Scores			
	Delgado Community College	Consortium	2007 CCSSE Cohort
Full-Time	55.5	55.6	55.6

Academic Challenge	Your College Mean	Other Consortium Colleges Mean	Above/ Below Mean	2007 CCSSE Cohort Mean	Above/ Below Mean
4p. Worked harder than you thought you could to meet an instructor's standards or expectations	2.67	2.72		2.60	
5b. Analyzing the basic elements of an idea, experience, or theory	2.92	2.88		2.90	
5c. Synthesizing and organizing ideas, information, or experiences in new ways	2.82	2.78		2.77	
5d. Making judgments about the value or soundness of information, arguments, or methods	2.68	2.60		2.65	
5e. Applying theories or concepts to practical problems of in new situations	2.78	2.74		2.72	
5f. Using information you have read or heard to perform a new skill	2.87	2.95		2.81	
6a. Number of assigned textbooks, manuals, books, or book-length packs of course readings	3.11	3.04		3.12	
6c. Number of written papers or reports of any length	2.87	2.61	▲	3.16	▼
7. Mark the box that best represents the extent to which your examinations during the current school year have challenged you to do your best work at this college	4.97	5.00		5.03	
9a. Encouraging you to spend significant amounts of time studying	3.00	3.09		3.02	

[NOTE: Directional arrows in charts highlight those items where your college falls notably above or below the mean of your comparison group. The items listed are significant at $p < .001$ with an effect size greater than or equal to .2.]

Student-Faculty Interaction Bar Charts and Benchmark Item Composition - Full-Time Students

Description - In general, the more contact students have with their teachers, the more likely they are to learn effectively and persist toward achievement of their educational goals. Through such interactions, faculty members become role models, mentors, and guides for continuous, lifelong learning.



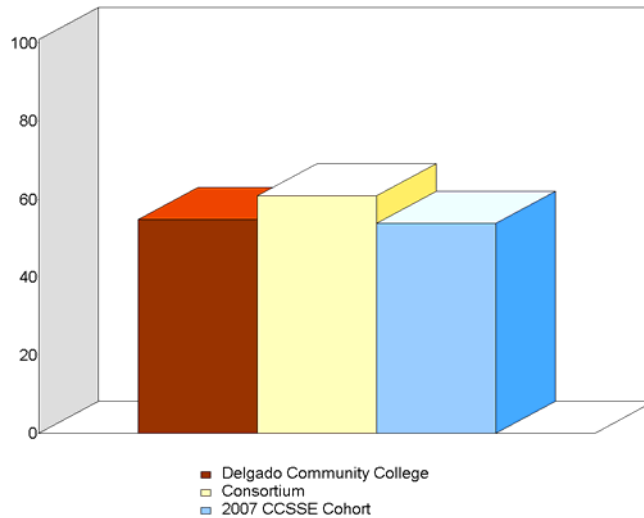
Benchmark Scores			
	Delgado Community College	Consortium	2007 CCSSE Cohort
Full-Time	54.3	56.4	56.0

Student-Faculty Interaction	Your College Mean	Other Consortium Colleges Mean	Above/ Below Mean	2007 CCSSE Cohort Mean	Above/ Below Mean
4k. Used email to communicate with an instructor	2.58	2.18	▲	2.62	
4l. Discussed grades or assignments with an instructor	2.68	2.72		2.61	
4m. Talked about career plans with an instructor or advisor	2.03	2.22		2.15	
4n. Discussed ideas from your readings or classes with instructors outside of class	1.82	1.87		1.83	
4o. Received prompt feedback (written or oral) from instructors on your performance	2.64	2.69		2.67	
4q. Worked with instructors on activities other than coursework	1.48	1.63		1.49	

[NOTE: Directional arrows in charts highlight those items where your college falls notably above or below the mean of your comparison group. The items listed are significant at $p < .001$ with an effect size greater than or equal to .2.]

Support for Learners Bar Charts and Benchmark Item Composition - Full-Time Students

Description - Students perform better and are more satisfied at colleges that are committed to their success and cultivate positive working and social relationships among different groups on campus.



Benchmark Scores			
	Delgado Community College	Consortium	2007 CCSSE Cohort
Full-Time	54.9	60.8	53.8

Support for Learners	Your College Mean	Other Consortium Colleges Mean	Above/ Below Mean	2007 CCSSE Cohort Mean	Above/ Below Mean
9b. Providing the support you need to help you succeed at this college	2.98	3.12		2.98	
9c. Encouraging contact among students from different economic, social, and racial or ethnic backgrounds	2.63	2.70		2.52	
9d. Helping you cope with your non-academic responsibilities (work, family, etc.)	2.01	2.19		1.96	
9e. Providing the support you need to thrive socially	2.25	2.40		2.17	
9f. Providing the financial support you need to afford your education	2.53	2.68		2.54	
13a1. Frequency: Academic advising/planning	1.76	1.91	▼	1.81	
13b1. Frequency: Career counseling	1.51	1.57		1.46	

[NOTE: Directional arrows in charts highlight those items where your college falls notably above or below the mean of your comparison group. The items listed are significant at $p < .001$ with an effect size greater than or equal to .2.]

Community College Survey of Student Engagement
 2007 Benchmark Summary Table - Credit Hour Status Breakout
Delgado Community College, Louisiana Consortium

0 to 29 Credits				
Benchmark	Your College	Comparison Group Statistics		
			Consortium	2007 CCSSE Cohort
Active and Collaborative Learning	44.0	Benchmark Score	49.1	47.7
		Score Difference	-5.1	-3.7
Student Effort	46.1	Benchmark Score	48.5	49.1
		Score Difference	-2.4	-3.0
Academic Challenge	47.2	Benchmark Score	48.4	48.1
		Score Difference	-1.2	-0.9
Student-Faculty Interaction	46.5	Benchmark Score	49.7	48.1
		Score Difference	-3.1	-1.6
Support for Learners	52.0	Benchmark Score	57.0	49.9
		Score Difference	-5.0	2.0
		Number of Colleges	16	525

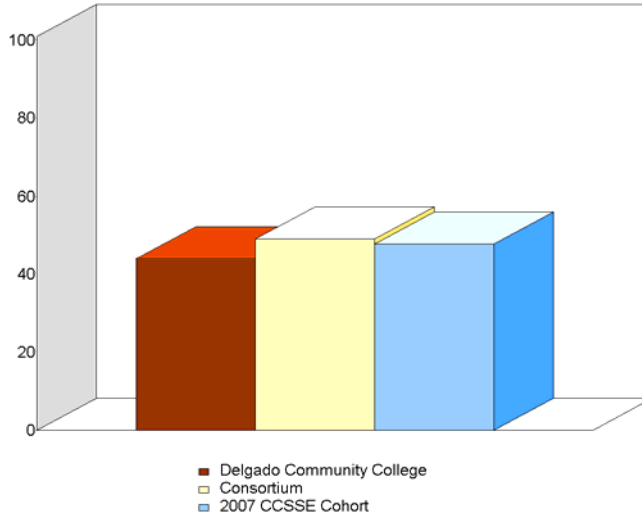
30+ Credits				
Benchmark	Your College	Comparison Group Statistics		
			Consortium	2007 CCSSE Cohort
Active and Collaborative Learning	57.6	Benchmark Score	58.3	56.5
		Score Difference	-0.7	1.1
Student Effort	50.5	Benchmark Score	54.7	52.9
		Score Difference	-4.2	-2.4
Academic Challenge	58.5	Benchmark Score	55.2	54.7
		Score Difference	3.3	3.8
Student-Faculty Interaction	57.8	Benchmark Score	58.8	56.1
		Score Difference	-1.0	1.7
Support for Learners	53.8	Benchmark Score	61.5	52.1
		Score Difference	-7.7	1.7
		Number of Colleges	16	525

Benchmark Score: Each benchmark score was computed by averaging the scores on survey items that comprise that benchmark. To compensate for disproportionately large numbers of full-time students in the sample, all means used in the creation of the benchmarks are weighted by full- and part-time status. Benchmark scores are standardized so that the weighted mean across all students is 50 and the standard deviation across all participating students is 25. Institutions' benchmark scores are computed by taking the weighted average of their students' standardized scores.

Score Difference: The result of subtracting the comparison group score (same size colleges or 2007 CCSSE Cohort) from your college's score on each benchmark.

Active and Collaborative Learning
Bar Charts and Benchmark Item Composition - 0 to 29 Credits Students

Description - Students learn more when they are actively involved in their education and have opportunities to think about and apply what they are learning in different settings. Through collaborating with others to solve problems or master challenging content, students develop valuable skills that prepare them to deal with the kinds of situations and problems they will encounter in the workplace, the community, and their personal lives.



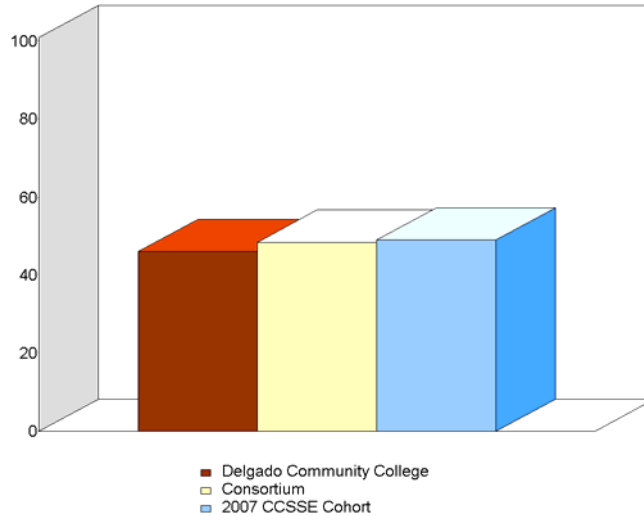
Benchmark Scores			
	Delgado Community College	Consortium	2007 CCSSE Cohort
0 to 29 Credits	44.0	49.1	47.7

Active and Collaborative Learning	Your College Mean	Other Consortium Colleges Mean	Above/ Below Mean	2007 CCSSE Cohort Mean	Above/ Below Mean
4a. Asked questions in class or contributed to class discussions	2.89	2.98		2.87	
4b. Made a class presentation	1.69	1.84		1.95	▼
4f. Worked with other students on projects during class	2.21	2.42	▼	2.41	▼
4g. Worked with classmates outside of class to prepare class assignments	1.71	1.83		1.76	
4h. Tutored or taught other students (paid or voluntary)	1.37	1.42		1.32	
4i. Participated in a community-based project as a part of a regular course	1.23	1.29		1.24	
4r. Discussed ideas from your readings or classes with others outside of class (students, family members, co-workers, etc.)	2.54	2.50		2.51	

[NOTE: Directional arrows in charts highlight those items where your college falls notably above or below the mean of your comparison group. The items listed are significant at $p < .001$ with an effect size greater than or equal to .2.]

Student Effort Bar Charts and Benchmark Item Composition - 0 to 29 Credits Students

Description - Students' own behaviors contribute significantly to their learning and the likelihood that they will successfully attain their educational goals.



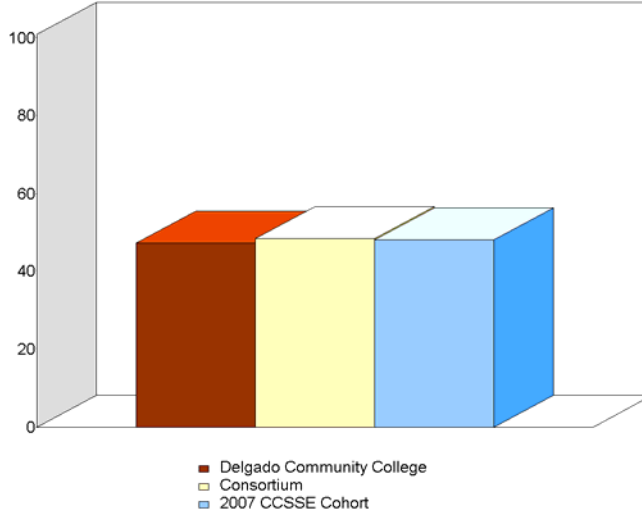
Benchmark Scores			
	Delgado Community College	Consortium	2007 CCSSE Cohort
0 to 29 Credits	46.1	48.5	49.1

Student Effort	Your College Mean	Other Consortium Colleges Mean	Above/Below Mean	2007 CCSSE Cohort Mean	Above/Below Mean
4c. Prepared two or more drafts of a paper or assignment before turning it in	2.50	2.33		2.47	
4d. Worked on a paper or project that required integrating ideas or information from various sources	2.38	2.45		2.63	▼
4e. Came to class without completing readings or assignments	1.75	1.69		1.86	
6b. Number of books read on your own (not assigned) for personal enjoyment or academic enrichment	2.10	1.97		2.05	
10a. Preparing for class (studying, reading, writing, rehearsing, doing homework, or other activities related to your program)	1.70	1.80		1.81	
13d1. Frequency: Peer or other tutoring	1.41	1.49		1.43	
13e1. Frequency: Skill labs (writing, math, etc.)	1.74	1.87		1.71	
13h1. Frequency: Computer lab	1.86	2.11	▼	2.05	▼

[NOTE: Directional arrows in charts highlight those items where your college falls notably above or below the mean of your comparison group. The items listed are significant at $p < .001$ with an effect size greater than or equal to .2.]

Academic Challenge
Bar Charts and Benchmark Item Composition - 0 to 29 Credits Students

Description - Challenging intellectual and creative work is central to student learning and collegiate quality. Ten survey items address the nature and amount of assigned academic work, the complexity of cognitive tasks presented to students, and the standards faculty members use to evaluate student performance.



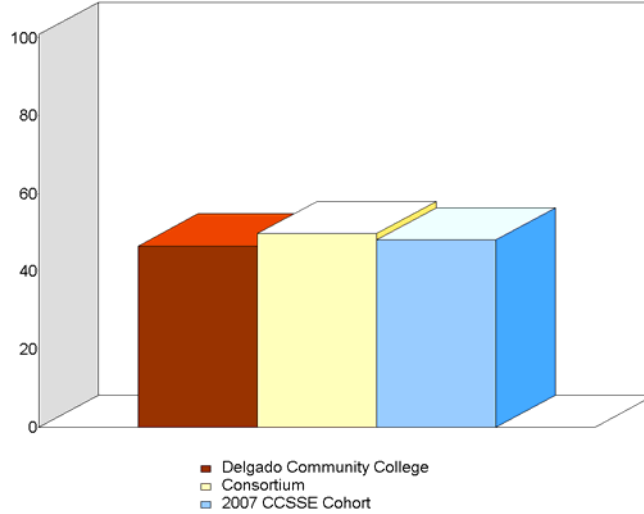
Benchmark Scores			
	Delgado Community College	Consortium	2007 CCSSE Cohort
0 to 29 Credits	47.2	48.4	48.1

Academic Challenge	Your College Mean	Other Consortium Colleges Mean	Above/ Below Mean	2007 CCSSE Cohort Mean	Above/ Below Mean
4p. Worked harder than you thought you could to meet an instructor's standards or expectations	2.51	2.60		2.48	
5b. Analyzing the basic elements of an idea, experience, or theory	2.81	2.78		2.78	
5c. Synthesizing and organizing ideas, information, or experiences in new ways	2.61	2.66		2.65	
5d. Making judgments about the value or soundness of information, arguments, or methods	2.48	2.43		2.48	
5e. Applying theories or concepts to practical problems of in new situations	2.58	2.60		2.56	
5f. Using information you have read or heard to perform a new skill	2.73	2.84		2.68	
6a. Number of assigned textbooks, manuals, books, or book-length packs of course readings	2.81	2.76		2.80	
6c. Number of written papers or reports of any length	2.53	2.38		2.78	▼
7. Mark the box that best represents the extent to which your examinations during the current school year have challenged you to do your best work at this college	4.80	4.89		4.92	
9a. Encouraging you to spend significant amounts of time studying	2.90	2.95		2.90	

[NOTE: Directional arrows in charts highlight those items where your college falls notably above or below the mean of your comparison group. The items listed are significant at $p < .001$ with an effect size greater than or equal to .2.]

Student-Faculty Interaction Bar Charts and Benchmark Item Composition - 0 to 29 Credits Students

Description - In general, the more contact students have with their teachers, the more likely they are to learn effectively and persist toward achievement of their educational goals. Through such interactions, faculty members become role models, mentors, and guides for continuous, lifelong learning.



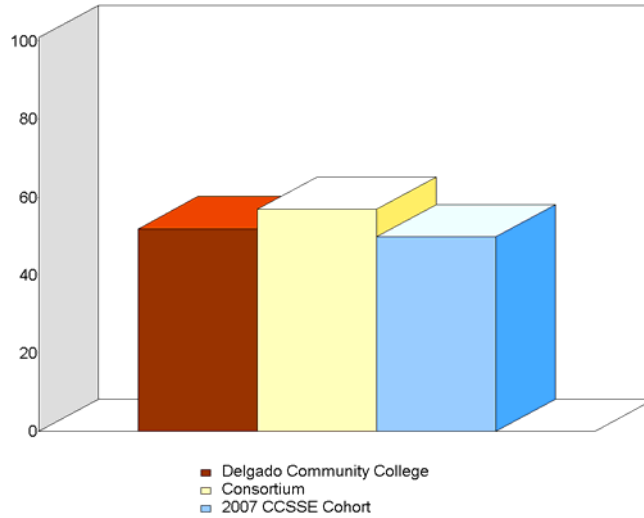
Benchmark Scores			
	Delgado Community College	Consortium	2007 CCSSE Cohort
0 to 29 Credits	46.5	49.7	48.1

Student-Faculty Interaction	Your College Mean	Other Consortium Colleges Mean	Above/ Below Mean	2007 CCSSE Cohort Mean	Above/ Below Mean
4k. Used email to communicate with an instructor	2.28	2.04	▲	2.33	
4l. Discussed grades or assignments with an instructor	2.47	2.56		2.44	
4m. Talked about career plans with an instructor or advisor	1.82	2.04	▼	1.92	
4n. Discussed ideas from your readings or classes with instructors outside of class	1.67	1.72		1.66	
4o. Received prompt feedback (written or oral) from instructors on your performance	2.61	2.62		2.62	
4q. Worked with instructors on activities other than coursework	1.35	1.49		1.35	

[NOTE: Directional arrows in charts highlight those items where your college falls notably above or below the mean of your comparison group. The items listed are significant at $p < .001$ with an effect size greater than or equal to .2.]

Support for Learners
Bar Charts and Benchmark Item Composition - 0 to 29 Credits Students

Description - Students perform better and are more satisfied at colleges that are committed to their success and cultivate positive working and social relationships among different groups on campus.



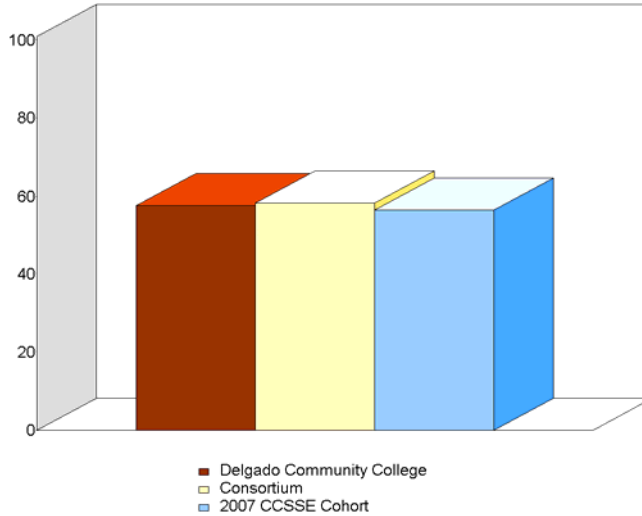
Benchmark Scores			
	Delgado Community College	Consortium	2007 CCSSE Cohort
0 to 29 Credits	52.0	57.0	49.9

Support for Learners	Your College Mean	Other Consortium Colleges Mean	Above/Below Mean	2007 CCSSE Cohort Mean	Above/Below Mean
9b. Providing the support you need to help you succeed at this college	2.93	3.07		2.91	
9c. Encouraging contact among students from different economic, social, and racial or ethnic backgrounds	2.62	2.60		2.42	
9d. Helping you cope with your non-academic responsibilities (work, family, etc.)	1.95	2.13		1.90	
9e. Providing the support you need to thrive socially	2.17	2.35		2.08	
9f. Providing the financial support you need to afford your education	2.41	2.50		2.36	
13a1. Frequency: Academic advising/planning	1.68	1.80		1.70	
13b1. Frequency: Career counseling	1.44	1.49		1.41	

[NOTE: Directional arrows in charts highlight those items where your college falls notably above or below the mean of your comparison group. The items listed are significant at $p < .001$ with an effect size greater than or equal to .2.]

Active and Collaborative Learning
Bar Charts and Benchmark Item Composition - 30+ Credits Students

Description - Students learn more when they are actively involved in their education and have opportunities to think about and apply what they are learning in different settings. Through collaborating with others to solve problems or master challenging content, students develop valuable skills that prepare them to deal with the kinds of situations and problems they will encounter in the workplace, the community, and their personal lives.



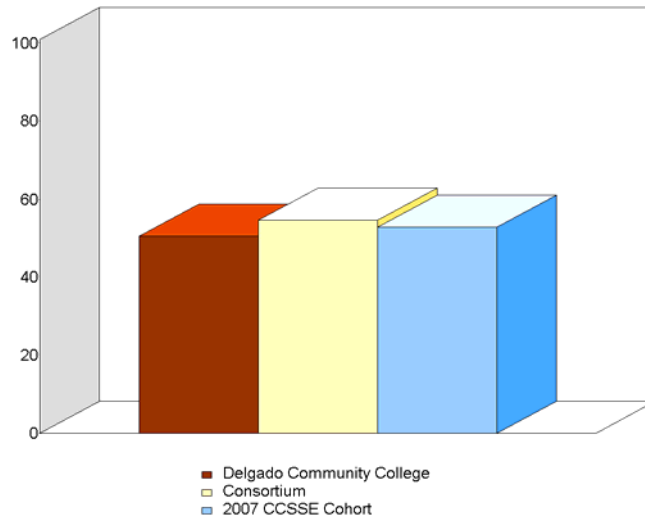
Benchmark Scores			
	Delgado Community College	Consortium	2007 CCSSE Cohort
30+ Credits	57.6	58.3	56.5

Active and Collaborative Learning	Your College Mean	Other Consortium Colleges Mean	Above/ Below Mean	2007 CCSSE Cohort Mean	Above/ Below Mean
4a. Asked questions in class or contributed to class discussions	3.08	3.09		2.98	
4b. Made a class presentation	2.13	2.08		2.22	
4f. Worked with other students on projects during class	2.47	2.59		2.55	
4g. Worked with classmates outside of class to prepare class assignments	2.01	2.05		2.01	
4h. Tutored or taught other students (paid or voluntary)	1.60	1.57		1.46	
4i. Participated in a community-based project as a part of a regular course	1.55	1.42		1.38	▲
4r. Discussed ideas from your readings or classes with others outside of class (students, family members, co-workers, etc.)	2.66	2.61		2.63	

[NOTE: Directional arrows in charts highlight those items where your college falls notably above or below the mean of your comparison group. The items listed are significant at $p < .001$ with an effect size greater than or equal to .2.]

Student Effort Bar Charts and Benchmark Item Composition - 30+ Credits Students

Description - Students' own behaviors contribute significantly to their learning and the likelihood that they will successfully attain their educational goals.



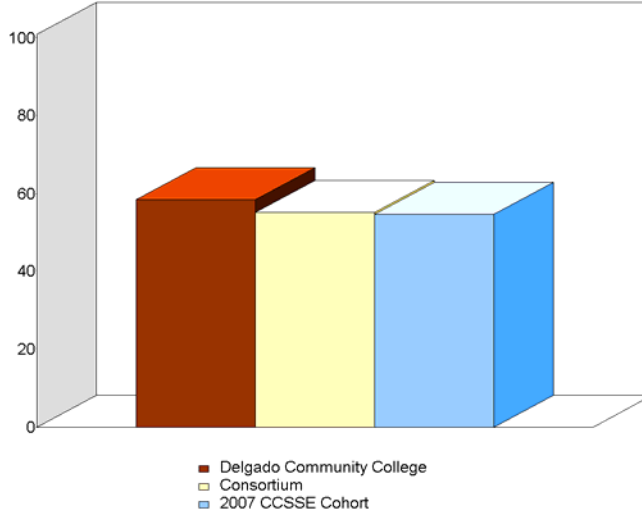
Benchmark Scores			
	Delgado Community College	Consortium	2007 CCSSE Cohort
30+ Credits	50.5	54.7	52.9

Student Effort	Your College Mean	Other Consortium Colleges Mean	Above/Below Mean	2007 CCSSE Cohort Mean	Above/Below Mean
4c. Prepared two or more drafts of a paper or assignment before turning it in	2.31	2.42		2.48	
4d. Worked on a paper or project that required integrating ideas or information from various sources	2.52	2.65		2.83	▼
4e. Came to class without completing readings or assignments	1.72	1.75		1.93	▼
6b. Number of books read on your own (not assigned) for personal enjoyment or academic enrichment	2.03	2.09		2.11	
10a. Preparing for class (studying, reading, writing, rehearsing, doing homework, or other activities related to your program)	2.17	1.98		2.03	
13d1. Frequency: Peer or other tutoring	1.68	1.61		1.49	▲
13e1. Frequency: Skill labs (writing, math, etc.)	1.86	1.85		1.70	
13h1. Frequency: Computer lab	1.95	2.19	▼	2.18	▼

[NOTE: Directional arrows in charts highlight those items where your college falls notably above or below the mean of your comparison group. The items listed are significant at $p < .001$ with an effect size greater than or equal to .2.]

Academic Challenge Bar Charts and Benchmark Item Composition - 30+ Credits Students

Description - Challenging intellectual and creative work is central to student learning and collegiate quality. Ten survey items address the nature and amount of assigned academic work, the complexity of cognitive tasks presented to students, and the standards faculty members use to evaluate student performance.



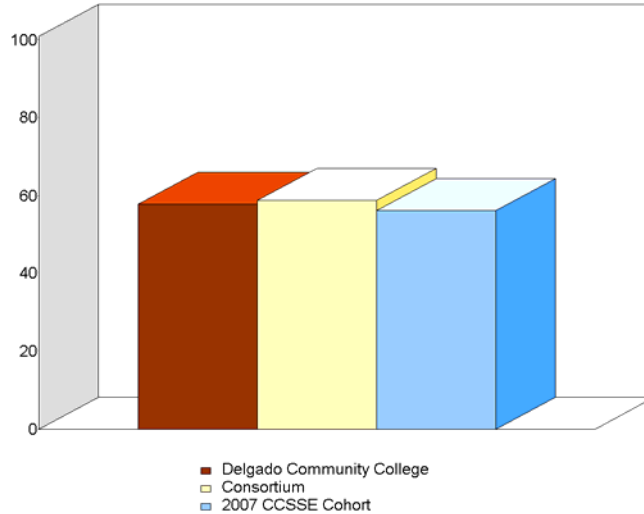
Benchmark Scores			
	Delgado Community College	Consortium	2007 CCSSE Cohort
30+ Credits	58.5	55.2	54.7

Academic Challenge	Your College Mean	Other Consortium Colleges Mean	Above/ Below Mean	2007 CCSSE Cohort Mean	Above/ Below Mean
4p. Worked harder than you thought you could to meet an instructor's standards or expectations	2.65	2.72		2.59	
5b. Analyzing the basic elements of an idea, experience, or theory	3.16	2.89	▲	2.93	▲
5c. Synthesizing and organizing ideas, information, or experiences in new ways	2.99	2.74	▲	2.78	▲
5d. Making judgments about the value or soundness of information, arguments, or methods	2.70	2.59		2.64	
5e. Applying theories or concepts to practical problems of in new situations	2.95	2.73		2.75	
5f. Using information you have read or heard to perform a new skill	2.98	2.91		2.82	
6a. Number of assigned textbooks, manuals, books, or book-length packs of course readings	2.98	2.97		2.96	
6c. Number of written papers or reports of any length	2.47	2.55		2.87	▼
7. Mark the box that best represents the extent to which your examinations during the current school year have challenged you to do your best work at this college	5.34	5.13		5.16	
9a. Encouraging you to spend significant amounts of time studying	3.16	3.05		3.03	

[NOTE: Directional arrows in charts highlight those items where your college falls notably above or below the mean of your comparison group. The items listed are significant at $p < .001$ with an effect size greater than or equal to .2.]

Student-Faculty Interaction Bar Charts and Benchmark Item Composition - 30+ Credits Students

Description - In general, the more contact students have with their teachers, the more likely they are to learn effectively and persist toward achievement of their educational goals. Through such interactions, faculty members become role models, mentors, and guides for continuous, lifelong learning.



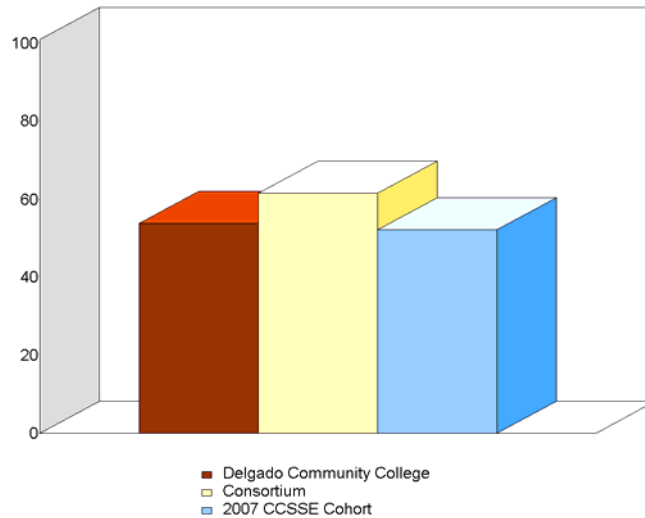
Benchmark Scores			
	Delgado Community College	Consortium	2007 CCSSE Cohort
30+ Credits	57.8	58.8	56.1

Student-Faculty Interaction	Your College Mean	Other Consortium Colleges Mean	Above/ Below Mean	2007 CCSSE Cohort Mean	Above/ Below Mean
4k. Used email to communicate with an instructor	2.68	2.28	▲	2.60	
4l. Discussed grades or assignments with an instructor	2.70	2.73		2.60	
4m. Talked about career plans with an instructor or advisor	2.07	2.38	▼	2.13	
4n. Discussed ideas from your readings or classes with instructors outside of class	1.91	1.95		1.83	
4o. Received prompt feedback (written or oral) from instructors on your performance	2.79	2.71		2.71	
4q. Worked with instructors on activities other than coursework	1.56	1.69		1.47	

[NOTE: Directional arrows in charts highlight those items where your college falls notably above or below the mean of your comparison group. The items listed are significant at $p < .001$ with an effect size greater than or equal to .2.]

Support for Learners Bar Charts and Benchmark Item Composition - 30+ Credits Students

Description - Students perform better and are more satisfied at colleges that are committed to their success and cultivate positive working and social relationships among different groups on campus.



Benchmark Scores			
	Delgado Community College	Consortium	2007 CCSSE Cohort
30+ Credits	53.8	61.5	52.1

Support for Learners	Your College Mean	Other Consortium Colleges Mean	Above/ Below Mean	2007 CCSSE Cohort Mean	Above/ Below Mean
9b. Providing the support you need to help you succeed at this college	2.97	3.11		2.96	
9c. Encouraging contact among students from different economic, social, and racial or ethnic backgrounds	2.71	2.70		2.50	
9d. Helping you cope with your non-academic responsibilities (work, family, etc.)	1.91	2.23	▼	1.91	
9e. Providing the support you need to thrive socially	2.09	2.42	▼	2.09	
9f. Providing the financial support you need to afford your education	2.37	2.63		2.38	
13a1. Frequency: Academic advising/planning	1.86	2.00		1.81	
13b1. Frequency: Career counseling	1.59	1.66		1.46	

[NOTE: Directional arrows in charts highlight those items where your college falls notably above or below the mean of your comparison group. The items listed are significant at $p < .001$ with an effect size greater than or equal to .2.]