

# Delgado

COMMUNITY COLLEGE

Graduate Follow-Up Survey

Spring 2006



Prepared by the Office of Institutional Research  
Nov-07

<b>Table of Contents</b>	<b>page no.</b>
Graduate Experiences	1
Non-Transferable Credit Hours	1
Reasons for Non-Transferable Credit Hours	1
Level of Satisfaction in relation to Field of Study	2
Employment Experiences	2
Reasons Graduates are not working in their Field of Study	3
Level of Job Preparedness	4
Educational Experience at Delgado	4
Wages of Graduates	6
Survey Results by Program	7
Student Comments	29

## **Methodology**

Graduates were surveyed six months after their graduation. Three survey mailings were distributed to graduates. Departments then followed up by phone.

## **Summary of Results**

- ✓ 27.2% of students who graduated in Spring of 2006 graduates filled out the survey.
- ✓ 87.1% were generally satisfied with their chosen occupation.
- ✓ 34% continued their education and 80% of those students continued in their Delgado major.
- ✓ 81.3% felt well prepared from their Delgado studies to continue their education.
- ✓ 87% of students felt Delgado prepared them well to efficiently and effectively perform their job duties.
- ✓ 84.2% of student felt Delgado prepared them for their career goal
- ✓ 90.6% of student felt he program was logically organized; the material built from course to course.
- ✓ 89.5% of students were satisfied with the quality of instruction they received.
- ✓ Students who majored in Nursing reported the highest wages of all graduates who are working in their field.

## Graduate Experiences

	Number	Percent
<b>Total Respondents</b>	103	27.2%
<b>Total Graduates</b>	378	

After Graduation did you :	Yes	%	No	%	No Response	%
Continue your Education?	35	34.0%	61	59.2%	7	6.8%
Is your current major related to your major at Delgado?	28	80.0%	5	14.3%	2	5.7%

At what institution did you continue your education?	
Delgado Community College	1
UNO	7
SUNO	6
Loyola University	7
Our Lady of Holy Cross College	0
LSU	1
Xavier	1
Other	8
No Response	4
<b>Total</b>	<b>35</b>

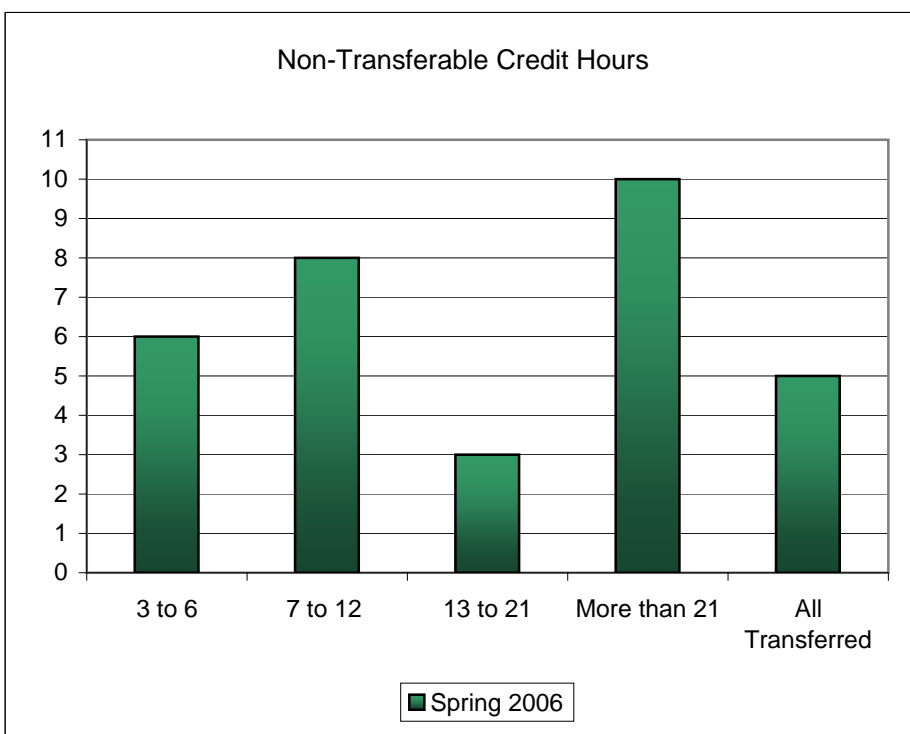


### Number of Delgado Non-Developmental Credit Hours Unable to Transfer

3 to 6	6	18.8%
7 to 12	8	25.0%
13 to 21	3	9.4%
More than 21	10	31.3%
All Transferred	5	15.6%
<b>Total</b>	<b>32</b>	<b>100.0%</b>

### Reasons Delgado Non-Developmental Credit Hours were not Transferred

Changed Major	1	3.1%
No comparable course	17	53.1%
Grade in course	0	0.0%
Other	6	18.8%
(No Response)	8	25.0%
<b>Total</b>	<b>32</b>	<b>100.0%</b>



## Graduate Experiences

Level of Satisfaction in relation to the field of study:	Average Rating*	
	Number	Average
	Spring 2006	
I feel well prepared from my studies Delgado to continue my education	32	4.31
I was able to transfer most of my credits earned at Delgado to my four-year institution	30	4.10
I had little or no problems transferring to a four-year institution	30	4.23

% of students who responded positively**	
Number	Average
Spring 2006	
26	81.3%
25	83.3%
27	90.0%

\* Scale is 1 to 5, 5 = Strongly Agree

\*\* Percentage of students who responded Agree or Strongly Agree

## Employment Experiences

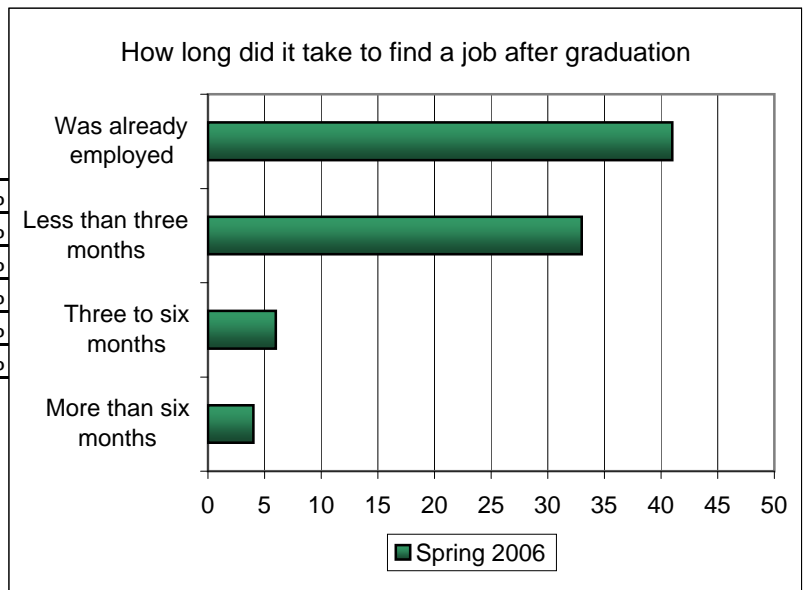
Employment Analysis	Yes	%	No	%	No Response	%
Are you currently employed?	85	82.5%	16	15.5%	2	1.9%
Is your job related to your field of study?*	60	70.6%	23	27.1%	2	2.4%
Have you changed jobs since graduating?*	37	43.5%	44	51.8%	4	4.7%
Have you received a promotion or salary increase since graduating?*	48	56.5%	31	36.5%	6	7.1%
Do you attribute your promotion or salary increase to skills acquired at Delgado?***	32	65.5%	9	18.4%	8	16.3%
Are you generally satisfied with your chosen occupation?*	74	87.1%	5	5.9%	6	7.1%

\*Averages based on only those students who responded as being employed.

\*\*Averages based on only those students who responded as receiving a salary increase.

### How long did it take you to find a job after graduating?


Was already employed	41	48.2%
Less than three months	33	38.8%
Three to six months	6	7.1%
More than six months	4	4.7%
(No Response)	1	1.2%
<b>Total</b>	<b>85</b>	<b>100.0%</b>



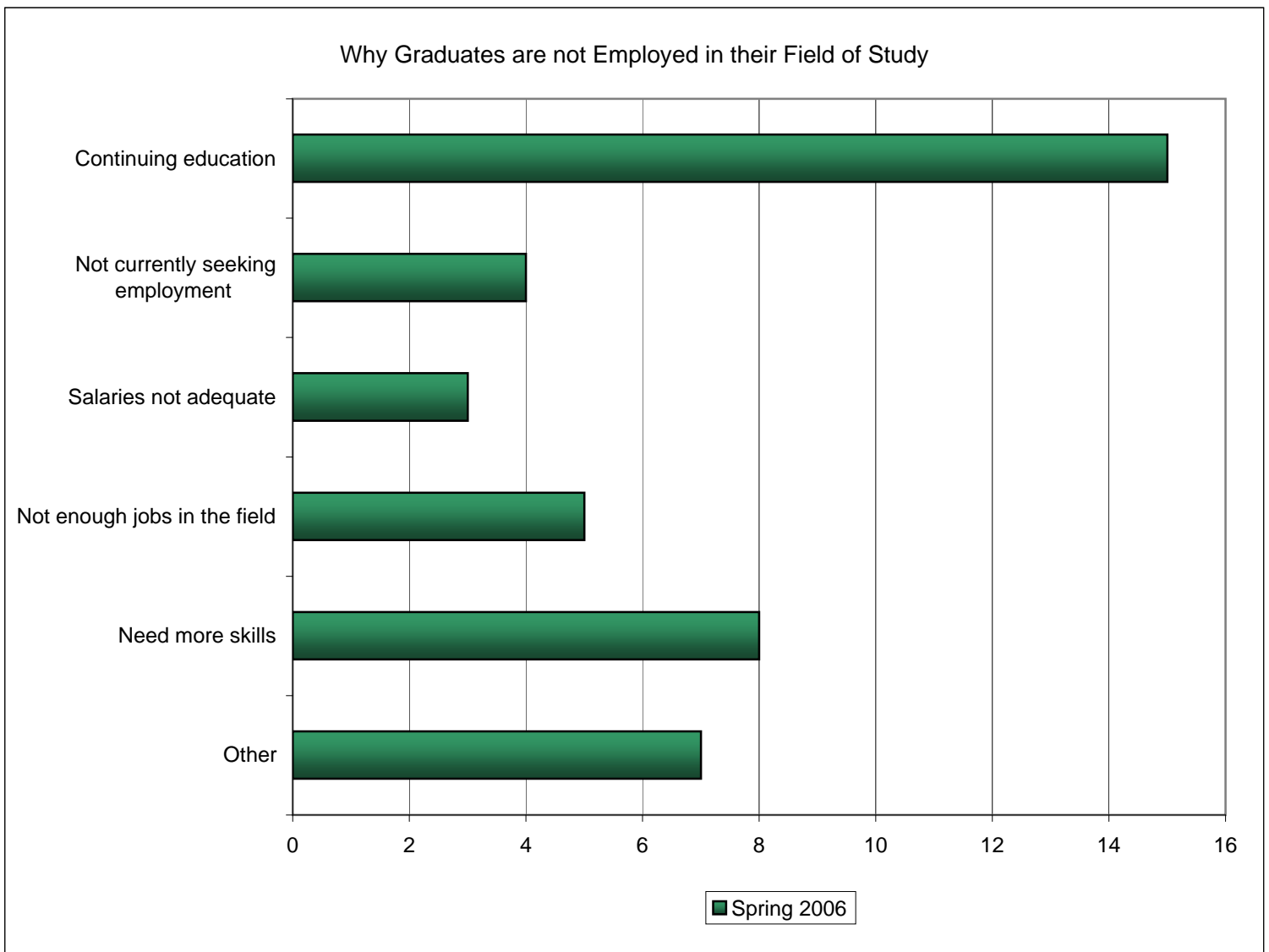
## Employment Experiences

### Reasons why graduates are unemployed or employed in a field unrelated to their field of study\*

Continuing education	15	35.7%
Not currently seeking employment	4	9.5%
Salaries not adequate	3	7.1%
Not enough jobs in the field	5	11.9%
Need more skills	8	19.0%
Other	7	16.7%
<b>Total</b>	<b>42</b>	<b>100.0%</b>



\*Table contains multiple responses.



## Employment Experiences

Level of Satisfaction in relation to job preparedness:	Average Rating*	
	Number	Average
	Spring 2006	
I feel well prepared to efficiently and effectively perform my job duties	77	4.27
My program of study at Delgado prepared me for my career goal	76	4.26

% of students who responded positively**	
Number	Average
Spring 2006	
67	87.0%
64	84.2%

\* Scale is 1 to 5, 5 = Strongly Agree

\*\* Percentage of students who responded Agree or Strongly Agree

## Educational Experience at Delgado

Level of Satisfaction with your educational experience in relation to the field of study:	Average Rating*	
	Number	Average
	Spring 2006	
The program was logically organized; the material built from course to course	96	4.39
The program could be completed in a reasonable amount of time	99	4.41
The length of the program is appropriate to learn the material needed to start a career in this field	94	4.18
There was a good balance between theoretical material and applied learning in the program	95	4.18
Instructors were usually available to students outside the classroom	94	4.27
Instructional methods were effective in presenting the material	96	4.30
Course contents were up-to-date, giving good preparation in this field	95	4.24
Equipment and labs were modern and up to industry standards	88	4.18
I was satisfied with the quality of instruction I received	95	4.27
I would recommend this program at Delgado to others	95	4.38
I was satisfied with the quality of advising received	95	4.06
The advising I received kept me "on track" toward program completion	91	3.99

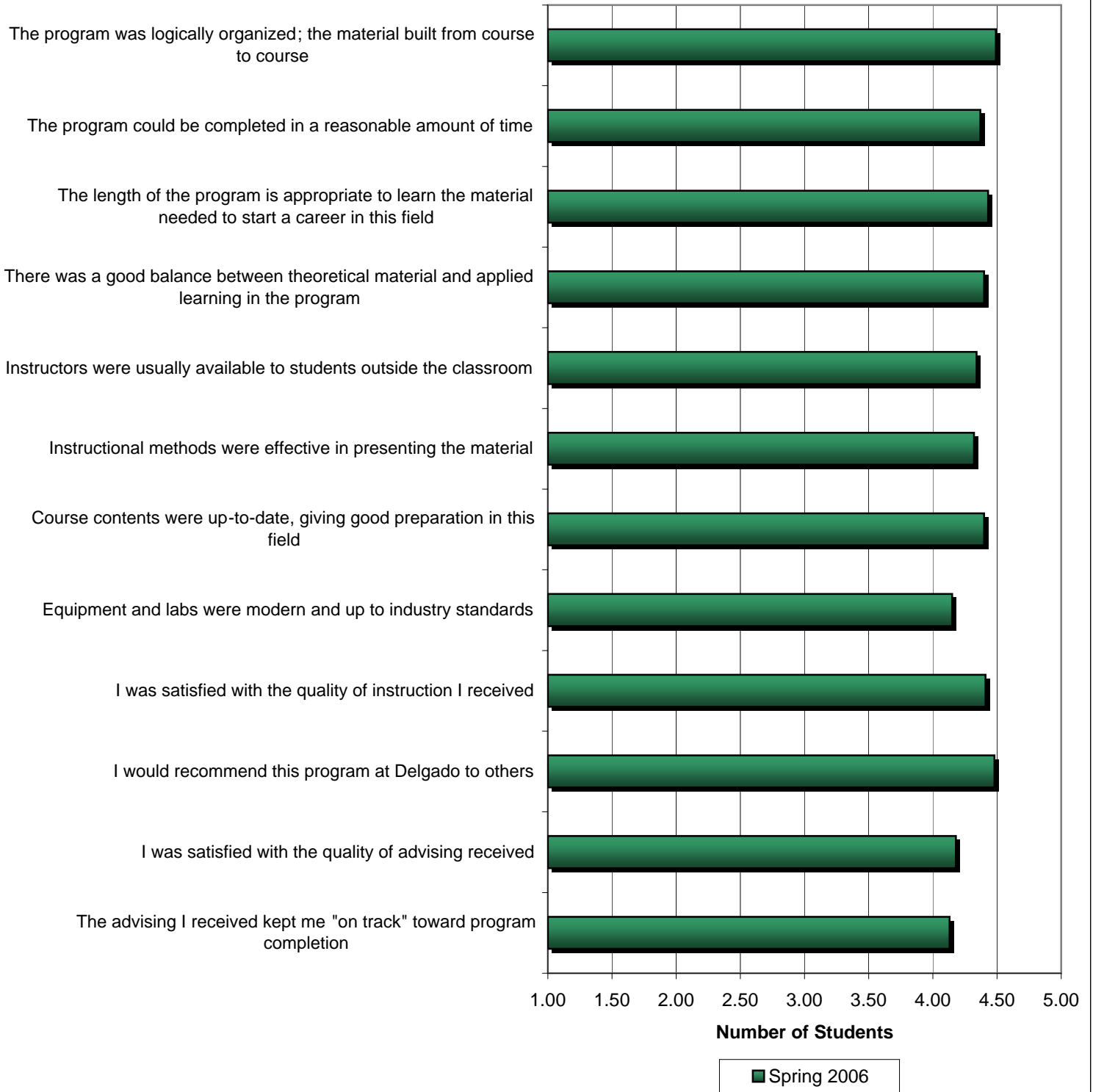
% of students who responded positively**	
Number	Average
Spring 2006	
87	90.6%
89	89.9%
75	79.8%
80	84.2%
81	86.2%
86	89.6%
85	89.5%
72	81.8%
85	89.5%
83	87.4%
75	78.9%
70	76.9%

\* Scale is 1 to 5, 5 = Strongly Agree

\*\* Percentage of students who responded Agree or Strongly Agree

## Educational Experience at Delgado

Spring 2006 Level of Satisfaction with Educational Experience



## Wages of Graduates

Delgado Major	Number used in Average	Wage Per Hour*	Number used in Average	Wage Per Hour in Field*
Accounting	3	11.50	3	11.50
Administrative Office Technology	1	**	1	**
Business Administration	2	**	2	**
Business Training	3	14.54	1	**
Computer Aided Drafting & Design	3	18.55	2	**
Care and Development of Young Children	6	10.10	5	9.72
Computer Information Technology	3	15.62	1	**
Computer Network Technology	1	**	1	**
Construction Technology - Architectural Tech.	2	**	1	**
Criminal Justice	7	13.79	3	15.73
Culinary Arts	1	**	1	**
Electrical Electronics Engineering Technology	1	**	1	**
Elect. Service Tech - Biomedical Equip. Repair	1	**	1	**
General Studies	3	10.33	1	**
Health Information Technology	8	13.69	6	13.42
Horticulture	1	**	na	na
Legal Secretary	1	**	na	na
Motor Vehicle Technology	1	**	1	**
Massage Therapy	1	**	1	**
Nursing	20	23.58	20	23.58
Performance & Media Arts	1	**	na	na
Physical Therapy Assisting	1	**	1	**
Radiological Technology	1	**	1	**
Respiratory Care Technology	1	**	1	**
Safety	1	**	1	**
Surgical Technology	1	**	na	na
Visual Communications	3	14.08	2	**

\*Wages are self-reported. Hours worked was assumed to be forty if the graduate did not specify.

\*\*Less than 3 respondents.



## Accounting Degree Program

<b>Total Graduates</b>	12	
<b>Total Respondents</b>	5	41.7%
<b>Number Continuing Education</b>	2	40.0%

### Number of Delgado Non-Developmental Credit Hours Unable to Transfer

3 to 6	0	0.0%
7 to 12	1	33.3%
13 to 21	1	33.3%
More than 21	1	33.3%
All transferred	0	0.0%
No response	0	0.0%
<b>Total</b>	<b>3</b>	<b>100.0%</b>

### Reasons Delgado Non-Developmental Credit Hours were not Transferred

Changed Major	0	0.0%
No comparable course	2	66.7%
Grade in course	0	0.0%
Other	0	0.0%
No response	1	33.3%
<b>Total</b>	<b>3</b>	<b>100.0%</b>

Level of Satisfaction in relation to the field of study:	Rating*		Students who responded positively**		
	Number	Average	Number	Average	
	Spring 2006		Spring 2006		
I feel well prepared from my studies at Delgado to continue my education	3	4.00	2	66.7%	
I had little or no problems transferring to a four-year institution	3	3.33	2	66.7%	
I was able to transfer most of my credits earned at Delgado to my four-year institution	3	3.33	2	66.7%	

\* Scale is 1 to 5, 5 = Strongly Agree

\*\* Percentage of students who responded Agree or Strongly Agree

Employment Analysis	Yes	%
Are you currently employed?	3	60.0%
Are you generally satisfied with your chosen occupation?	2	66.7%
Is your job related to your field of study?	2	66.7%

### How long did it take you to find a job after graduating?

Was already employed	1	33.3%
Less than three months	0	0.0%
Three to six months	1	33.3%
More than six months	1	33.3%
<b>Total</b>	<b>3</b>	<b>100.0%</b>

## Accounting Degree Program

### Reasons why graduates are unemployed or employed in a field unrelated to their field of study\*

Continuing education	3	75.0%
Not currently seeking employment	0	0.0%
Salaries not adequate	0	0.0%
Not enough jobs in the field	0	0.0%
Need more skills	0	0.0%
Other	1	25.0%
<b>Total</b>	<b>4</b>	<b>100.0%</b>

\*Table contains multiple responses.

Level of Satisfaction in relation to job preparedness:	Rating*		Students who responded positively**	
	Number	Average	Number	Average
	Spring 2006		Spring 2006	
I feel well prepared to efficiently and effectively perform my job duties	3	4.00	3	100.0%
My program of study at Delgado prepared me for my career goal	3	3.67	2	66.7%

\* Scale is 1 to 5, 5 = Strongly Agree

\*\* Percentage of students who responded Agree or Strongly Agree

Level of Satisfaction with your educational experience in relation to the field of study:	Rating*		Students who responded positively**	
	Number	Average	Number	Average
	Spring 2006		Spring 2006	
The program was logically organized; the material built from course to course	5	4.20	5	100.0%
The program could be completed in a reasonable amount of time	5	4.40	4	80.0%
The length of the program is appropriate to learn the material needed to start a career in this field	5	3.80	4	80.0%
There was a good balance between theoretical material and applied learning in the program	5	4.00	5	100.0%
Instructors were usually available to students outside the classroom	5	4.20	5	100.0%
Instructional methods were effective in presenting the material	5	4.20	5	100.0%
Course contents were up-to-date, giving good preparation in this field	5	4.40	5	100.0%
Equipment and labs were modern and up to industry standards	5	3.80	3	60.0%
I was satisfied with the quality of instruction I received	5	4.20	5	100.0%
I would recommend this program at Delgado to others	5	4.00	4	80.0%
I was satisfied with the quality of advising received	5	3.80	3	60.0%
The advising I received kept me "on track" toward program completion	5	3.60	3	60.0%

\* Scale is 1 to 5, 5 = Strongly Agree

\*\* Percentage of students who responded Agree or Strongly Agree

## Business Administration Degree Program

<b>Total Graduates</b>	16	
<b>Total Respondents</b>	6	37.5%
<b>Number Continuing Education</b>	3	50.0%

### Number of Delgado Non-Developmental Credit Hours Unable to Transfer

3 to 6	0	0.0%
7 to 12	2	66.7%
13 to 21	0	0.0%
More than 21	0	0.0%
All transferred	1	33.3%
No response	0	0.0%
<b>Total</b>	<b>3</b>	<b>100.0%</b>

### Reasons Delgado Non-Developmental Credit Hours were not Transferred

Changed Major	0	0.0%
No comparable course	1	33.3%
Grade in course	0	0.0%
Other	2	66.7%
No response	0	0.0%
<b>Total</b>	<b>3</b>	<b>100.0%</b>

Level of Satisfaction in relation to the field of study:	Rating*			Students who responded positively**		
	Number	Average		Number	Average	
	Spring 2006			Spring 2006		
I feel well prepared from my studies at Delgado to continue my education	3	4.00		2	66.7%	
I had little or no problems transferring to a four-year institution	3	3.67		2	66.7%	
I was able to transfer most of my credits earned at Delgado to my four-year institution	3	4.00		2	66.7%	

\* Scale is 1 to 5, 5 = Strongly Agree

\*\* Percentage of students who responded Agree or Strongly Agree

Employment Analysis	Yes	%
Are you currently employed?	3	50.0%
Are you generally satisfied with your chosen occupation?	3	100.0%
Is your job related to your field of study?	2	66.7%

### How long did it take you to find a job after graduating?

Was already employed	2	66.7%
Less than three months	0	0.0%
Three to six months	0	0.0%
More than six months	1	33.3%
<b>Total</b>	<b>3</b>	<b>100.0%</b>

## Business Administration Degree Program

### Reasons why graduates are unemployed or employed in a field unrelated to their field of study\*

Continuing education	1	20.0%
Not currently seeking employment	1	20.0%
Salaries not adequate	1	20.0%
Not enough jobs in the field	1	20.0%
Need more skills	0	0.0%
Other	1	20.0%
Total	5	100.0%

\*Table contains multiple responses.

Level of Satisfaction in relation to job preparedness:	Rating*		Students who responded positively**	
	Number	Average	Number	Average
	Spring 2006		Spring 2006	
I feel well prepared to efficiently and effectively perform my job duties	4	4.25	4	100.0%
My program of study at Delgado prepared me for my career goal	4	4.00	3	75.0%

\* Scale is 1 to 5, 5 = Strongly Agree

\*\* Percentage of students who responded Agree or Strongly Agree

Level of Satisfaction with your educational experience in relation to the field of study:	Rating*		Students who responded positively**	
	Number	Average	Number	Average
	Spring 2006		Spring 2006	
The program was logically organized; the material built from course to course	6	4.17	6	100.0%
The program could be completed in a reasonable amount of time	6	4.17	6	100.0%
The length of the program is appropriate to learn the material needed to start a career in this field	5	4.40	5	100.0%
There was a good balance between theoretical material and applied learning in the program	5	4.40	5	100.0%
Instructors were usually available to students outside the classroom	5	4.20	5	100.0%
Instructional methods were effective in presenting the material	5	4.20	5	100.0%
Course contents were up-to-date, giving good preparation in this field	5	4.20	5	100.0%
Equipment and labs were modern and up to industry standards	5	3.60	3	60.0%
I was satisfied with the quality of instruction I received	6	4.33	6	100.0%
I would recommend this program at Delgado to others	5	4.60	5	100.0%
I was satisfied with the quality of advising received	6	3.83	5	83.3%
The advising I received kept me "on track" toward program completion	6	3.83	5	83.3%

\* Scale is 1 to 5, 5 = Strongly Agree

\*\* Percentage of students who responded Agree or Strongly Agree

## Business Training Certificate Program

<b>Total Graduates</b>	8	
<b>Total Respondents</b>	4	50.0%
<b>Number Continuing Education</b>	2	50.0%

### Number of Delgado Non-Developmental Credit Hours Unable to Transfer\*

3 to 6	0	0.0%
7 to 12	2	100.0%
13 to 21	0	0.0%
More than 21	0	0.0%
All transferred	0	0.0%
No response	0	0.0%
<b>Total</b>	<b>2</b>	<b>100.0%</b>

\*Less than three respondents

### Reasons Delgado Non-Developmental Credit Hours were not Transferred\*

Changed Major	0	0.0%
No comparable course	2	100.0%
Grade in course	0	0.0%
Other	0	0.0%
No response	0	0.0%
<b>Total</b>	<b>2</b>	<b>100.0%</b>

\*Less than three respondents

Level of Satisfaction in relation to the field of study:	Rating*			Students who responded positively**		
	Number	Average		Number	Average	
	Spring 2006			Spring 2006		
I feel well prepared from my studies at Delgado to continue my education	***	***		***	***	
I had little or no problems transferring to a four-year institution	***	***		***	***	
I was able to transfer most of my credits earned at Delgado to my four-year institution	***	***		***	***	

\* Scale is 1 to 5, 5 = Strongly Agree

\*\* Percentage of students who responded Agree or Strongly Agree

\*\*\*Less than three respondents

Employment Analysis	Yes	%
Are you currently employed?	3	75.0%
Are you generally satisfied with your chosen occupation?	3	100.0%
Is your job related to your field of study?	1	33.3%

### How long did it take you to find a job after graduating?

Was already employed	2	66.7%
Less than three months	1	33.3%
Three to six months	0	0.0%
More than six months	0	0.0%
<b>Total</b>	<b>3</b>	<b>100.0%</b>

## Business Training Certificate Program

### Reasons why graduates are unemployed or employed in a field unrelated to their field of study\*

Continuing education	2	100.0%
Not currently seeking employment	0	0.0%
Salaries not adequate	0	0.0%
Not enough jobs in the field	0	0.0%
Need more skills	0	0.0%
Other	0	0.0%
<b>Total</b>	<b>2</b>	<b>100.0%</b>

\*Table contains multiple responses.

Level of Satisfaction in relation to job preparedness:	Rating*		Students who responded positively**	
	Number	Average	Number	Average
	Spring 2006		Spring 2006	
I feel well prepared to efficiently and effectively perform my job duties	3	4.00	3	100.0%
My program of study at Delgado prepared me for my career goal	***	***	***	***

\* Scale is 1 to 5, 5 = Strongly Agree

\*\* Percentage of students who responded Agree or Strongly Agree

\*\*\*Less than three respondents

Level of Satisfaction with your educational experience in relation to the field of study:	Rating*		Students who responded positively**	
	Number	Average	Number	Average
	Spring 2006		Spring 2006	
The program was logically organized; the material built from course to course	4	4.50	4	100.0%
The program could be completed in a reasonable amount of time	4	4.50	4	100.0%
The length of the program is appropriate to learn the material needed to start a career in this field	4	4.25	4	100.0%
There was a good balance between theoretical material and applied learning in the program	4	3.75	3	75.0%
Instructors were usually available to students outside the classroom	4	4.25	4	100.0%
Instructional methods were effective in presenting the material	4	4.00	4	100.0%
Course contents were up-to-date, giving good preparation in this field	4	4.00	4	100.0%
Equipment and labs were modern and up to industry standards	3	4.00	3	100.0%
I was satisfied with the quality of instruction I received	4	4.00	4	100.0%
I would recommend this program at Delgado to others	4	4.50	4	100.0%
I was satisfied with the quality of advising received	4	2.75	2	50.0%
The advising I received kept me "on track" toward program completion	4	3.00	2	50.0%

\* Scale is 1 to 5, 5 = Strongly Agree

\*\* Percentage of students who responded Agree or Strongly Agree

## Care & Development of Young Children Degree Program

<b>Total Graduates</b>	25	
<b>Total Respondents</b>	9	36.0%
<b>Number Continuing Education</b>	4	44.4%

### Number of Delgado Non-Developmental Credit Hours Unable to Transfer\*

3 to 6	0	0.0%
7 to 12	0	0.0%
13 to 21	1	50.0%
More than 21	1	50.0%
All transferred	0	0.0%
No response	0	0.0%
<b>Total</b>	<b>2</b>	<b>100.0%</b>

\*Less than three respondents

### Reasons Delgado Non-Developmental Credit Hours were not Transferred\*

Changed Major		n/a
No comparable course		n/a
Grade in course		n/a
Other		n/a
No response		n/a
<b>Total</b>		<b>n/a</b>

\*No respondents.

Level of Satisfaction in relation to the field of study:	Rating		Students who responded positively		
	Number	Average	Number	Average	
	Spring 2006		Spring 2006		
I feel well prepared from my studies at Delgado to continue my education	***	***	***	***	
I had little or no problems transferring to a four-year institution	***	***	***	***	
I was able to transfer most of my credits earned at Delgado to my four-year institution	***	***	***	***	

\*\*\*Less than three respondents

Employment Analysis	Yes	%
Are you currently employed?	7	77.8%
Are you generally satisfied with your chosen occupation?	6	85.7%
Is your job related to your field of study?	5	71.4%

### How long did it take you to find a job after graduating?

Was already employed	3	42.9%
Less than three months	4	57.1%
Three to six months	0	0.0%
More than six months	0	0.0%
<b>Total</b>	<b>7</b>	<b>100.0%</b>

## Care & Development of Young Children Degree Program

### Reasons why graduates are unemployed or employed in a field unrelated to their field of study\*

Continuing education	1	0.0%
Not currently seeking employment	1	0.0%
Salaries not adequate	1	0.0%
Not enough jobs in the field	0	0.0%
Need more skills	1	0.0%
Other	0	0.0%
Total	4	0.0%

\*Table contains multiple responses.

Level of Satisfaction in relation to job preparedness:	Rating*		Students who responded positively**		
	Number	Average	Number	Average	
	Spring 2006		Spring 2006		
I feel well prepared to efficiently and effectively perform my job duties	6	4.17	5	83.3%	
My program of study at Delgado prepared me for my career goal	6	3.83	5	83.3%	

\* Scale is 1 to 5, 5 = Strongly Agree

\*\* Percentage of students who responded Agree or Strongly Agree

Level of Satisfaction with your educational experience in relation to the field of study:	Rating*		Students who responded positively**		
	Number	Average	Number	Average	
	Spring 2006		Spring 2006		
The program was logically organized; the material built from course to course	9	4.00	6	66.7%	
The program could be completed in a reasonable amount of time	9	3.78	6	66.7%	
The length of the program is appropriate to learn the material needed to start a career in this field	9	3.89	7	77.8%	
There was a good balance between theoretical material and applied learning in the program	9	3.89	7	77.8%	
Instructors were usually available to students outside the classroom	9	4.00	7	77.8%	
Instructional methods were effective in presenting the material	9	4.11	8	88.9%	
Course contents were up-to-date, giving good preparation in this field	9	3.78	7	77.8%	
Equipment and labs were modern and up to industry standards	8	4.00	6	75.0%	
I was satisfied with the quality of instruction I received	9	4.00	7	77.8%	
I would recommend this program at Delgado to others	9	4.00	7	77.8%	
I was satisfied with the quality of advising received	9	3.67	6	66.7%	
The advising I received kept me "on track" toward program completion	8	3.63	5	62.5%	

\* Scale is 1 to 5, 5 = Strongly Agree

\*\* Percentage of students who responded Agree or Strongly Agree



## Computer Aided Drafting & Design Degree Program

<b>Total Graduates</b>	6	
<b>Total Respondents</b>	3	50.0%
<b>Number Continuing Education</b>	1	33.3%

### Number of Delgado Non-Developmental Credit Hours Unable to Transfer\*

3 to 6		n/a
7 to 12		n/a
13 to 21		n/a
More than 21		n/a
All transferred		n/a
No response		n/a
<b>Total</b>		n/a

\*No respondents.

### Reasons Delgado Non-Developmental Credit Hours were not Transferred\*

Changed Major		n/a
No comparable course		n/a
Grade in course		n/a
Other		n/a
No response		n/a
<b>Total</b>		n/a

\*No respondents.

Level of Satisfaction in relation to the field of study:	Rating*			Students who responded positively*		
	Number	Average		Number	Average	
	Spring 2006			Spring 2006		
I feel well prepared from my studies at Delgado to continue my education		n/a			n/a	
I had little or no problems transferring to a four-year institution		n/a			n/a	
I was able to transfer most of my credits earned at Delgado to my four-year institution		n/a			n/a	

\*No respondents.

Employment Analysis	Yes	%
Are you currently employed?	3	100.0%
Are you generally satisfied with your chosen occupation?	3	100.0%
Is your job related to your field of study?	3	100.0%

### How long did it take you to find a job after graduating?

Was already employed	1	33.3%
Less than three months	2	66.7%
Three to six months	0	0.0%
More than six months	0	0.0%
<b>Total</b>	3	100.0%

## Computer Aided Drafting & Design Degree Program

### Reasons why graduates are unemployed or employed in a field unrelated to their field of study\*

Continuing education		n/a
Not currently seeking employment		n/a
Salaries not adequate		n/a
Not enough jobs in the field		n/a
Need more skills		n/a
Other		n/a
Total		n/a

\*No respondents.

Level of Satisfaction in relation to job preparedness:	Rating*			Students who responded positively**		
	Number	Average		Number	Average	
	Spring 2006			Spring 2006		
I feel well prepared to efficiently and effectively perform my job duties	3	4.00		3	100.0%	
My program of study at Delgado prepared me for my career goal	3	4.00		3	100.0%	

\* Scale is 1 to 5, 5 = Strongly Agree

\*\* Percentage of students who responded Agree or Strongly Agree

Level of Satisfaction with your educational experience in relation to the field of study:	Rating*			Students who responded positively**		
	Number	Average		Number	Average	
	Spring 2006			Spring 2006		
The program was logically organized; the material built from course to course	3	4.33		3	100.0%	
The program could be completed in a reasonable amount of time	3	4.33		3	100.0%	
The length of the program is appropriate to learn the material needed to start a career in this field	3	4.33		3	100.0%	
There was a good balance between theoretical material and applied learning in the program	3	4.33		3	100.0%	
Instructors were usually available to students outside the classroom	3	4.00		2	66.7%	
Instructional methods were effective in presenting the material	3	4.33		3	100.0%	
Course contents were up-to-date, giving good preparation in this field	***	***		***	***	
Equipment and labs were modern and up to industry standards	3	4.33		3	100.0%	
I was satisfied with the quality of instruction I received	3	4.00		3	100.0%	
I would recommend this program at Delgado to others	3	4.67		3	100.0%	
I was satisfied with the quality of advising received	3	4.33		3	100.0%	
The advising I received kept me "on track" toward program completion	3	4.00		3	100.0%	

\* Scale is 1 to 5, 5 = Strongly Agree

\*\* Percentage of students who responded Agree or Strongly Agree

\*\*\*Less than three respondents

## Computer Information Technology Degree Program

<b>Total Graduates</b>	12	
<b>Total Respondents</b>	4	33.3%
<b>Number Continuing Education</b>	3	75.0%

### Number of Delgado Non-Developmental Credit Hours Unable to Transfer

3 to 6	0	0.0%
7 to 12	1	33.3%
13 to 21	0	0.0%
More than 21	2	66.7%
All transferred	0	0.0%
No response	0	0.0%
<b>Total</b>	<b>3</b>	<b>100.0%</b>

### Reasons Delgado Non-Developmental Credit Hours were not Transferred

Changed Major	0	0.0%
No comparable course	2	66.7%
Grade in course	0	0.0%
Other	1	33.3%
No response	0	0.0%
<b>Total</b>	<b>3</b>	<b>100.0%</b>

Level of Satisfaction in relation to the field of study:	Rating*		Students who responded positively**		
	Number	Average	Number	Average	
	Spring 2006		Spring 2006		
I feel well prepared from my studies at Delgado to continue my education	3	4.00	2	66.7%	
I had little or no problems transferring to a four-year institution	3	3.67	2	66.7%	
I was able to transfer most of my credits earned at Delgado to my four-year institution	3	3.67	2	66.7%	

\* Scale is 1 to 5, 5 = Strongly Agree

\*\* Percentage of students who responded Agree or Strongly Agree

Employment Analysis	Yes	%
Are you currently employed?	3	75.0%
Are you generally satisfied with your chosen occupation?	2	66.7%
Is your job related to your field of study?	1	33.3%

### How long did it take you to find a job after graduating?\*

Was already employed	0	0.0%
Less than three months	2	100.0%
Three to six months	0	0.0%
More than six months	0	0.0%
<b>Total</b>	<b>2</b>	<b>100.0%</b>

\*Less than three respondents

## Computer Information Technology Degree Program

### Reasons why graduates are unemployed or employed in a field unrelated to their field of study\*

Continuing education	0	0.0%
Not currently seeking employment	0	0.0%
Salaries not adequate	0	0.0%
Not enough jobs in the field	1	33.3%
Need more skills	1	33.3%
Other	1	33.3%
<b>Total</b>	<b>3</b>	<b>100.0%</b>

\*Table contains multiple responses.

Level of Satisfaction in relation to job preparedness:	Rating*		Students who responded positively**	
	Number	Average	Number	Average
	Spring 2006		Spring 2006	
I feel well prepared to efficiently and effectively perform my job duties	***	***	***	***
My program of study at Delgado prepared me for my career goal	***	***	***	***

\* Scale is 1 to 5, 5 = Strongly Agree

\*\* Percentage of students who responded Agree or Strongly Agree

\*\*\*Less than three respondents

Level of Satisfaction with your educational experience in relation to the field of study:	Rating*		Students who responded positively**	
	Number	Average	Number	Average
	Spring 2006		Spring 2006	
The program was logically organized; the material built from course to course	3	4.00	2	66.7%
The program could be completed in a reasonable amount of time	3	3.00	1	33.3%
The length of the program is appropriate to learn the material needed to start a career in this field	3	3.33	1	33.3%
There was a good balance between theoretical material and applied learning in the program	3	4.00	2	66.7%
Instructors were usually available to students outside the classroom	3	4.33	3	100.0%
Instructional methods were effective in presenting the material	3	4.00	2	66.7%
Course contents were up-to-date, giving good preparation in this field	3	4.33	3	100.0%
Equipment and labs were modern and up to industry standards	3	5.00	3	100.0%
I was satisfied with the quality of instruction I received	3	4.00	2	66.7%
I would recommend this program at Delgado to others	3	4.00	2	66.7%
I was satisfied with the quality of advising received	3	4.00	2	66.7%
The advising I received kept me "on track" toward program completion	3	3.67	1	33.3%

\* Scale is 1 to 5, 5 = Strongly Agree

\*\* Percentage of students who responded Agree or Strongly Agree

## Criminal Justice Degree Program

<b>Total Graduates</b>	17	
<b>Total Respondents</b>	8	47.1%
<b>Number Continuing Education</b>	6	75.0%

### Number of Delgado Non-Developmental Credit Hours Unable to Transfer

3 to 6	2	28.6%
7 to 12	2	28.6%
13 to 21	0	0.0%
More than 21	1	14.3%
All transferred	2	28.6%
No response	0	0.0%
<b>Total</b>	<b>7</b>	<b>100.0%</b>

### Reasons Delgado Non-Developmental Credit Hours were not Transferred

Changed Major	0	0.0%
No comparable course	2	28.6%
Grade in course	0	0.0%
Other	3	42.9%
No response	2	28.6%
<b>Total</b>	<b>7</b>	<b>100.0%</b>

Level of Satisfaction in relation to the field of study:	Rating*		Students who responded positively**		
	Number	Average	Number	Average	
	Spring 2006		Spring 2006		
I feel well prepared from my studies at Delgado to continue my education	7	4.71	7	100.0%	
I had little or no problems transferring to a four-year institution	7	4.71	7	100.0%	
I was able to transfer most of my credits earned at Delgado to my four-year institution	7	4.86	7	100.0%	

\* Scale is 1 to 5, 5 = Strongly Agree

\*\* Percentage of students who responded Agree or Strongly Agree

Employment Analysis	Yes	%
Are you currently employed?	8	100.0%
Are you generally satisfied with your chosen occupation?	6	75.0%
Is your job related to your field of study?	3	37.5%

### How long did it take you to find a job after graduating?

Was already employed	7	87.5%
Less than three months	1	12.5%
Three to six months	0	0.0%
More than six months	0	0.0%
<b>Total</b>	<b>8</b>	<b>100.0%</b>

## Criminal Justice Degree Program

### Reasons why graduates are unemployed or employed in a field unrelated to their field of study\*

Continuing education	4	50.0%
Not currently seeking employment	0	0.0%
Salaries not adequate	1	12.5%
Not enough jobs in the field	1	12.5%
Need more skills	1	12.5%
Other	1	12.5%
<b>Total</b>	<b>8</b>	<b>100.0%</b>

\*Table contains multiple responses.

Level of Satisfaction in relation to job preparedness:	Rating*			Students who responded positively**		
	Number	Average		Number	Average	
	Spring 2006			Spring 2006		
I feel well prepared to efficiently and effectively perform my job duties	5	4.00		4.00	80.0%	
My program of study at Delgado prepared me for my career goal	4	4.00		3.00	75.0%	

\* Scale is 1 to 5, 5 = Strongly Agree

\*\* Percentage of students who responded Agree or Strongly Agree

Level of Satisfaction with your educational experience in relation to the field of study:	Rating*			Students who responded positively**		
	Number	Average		Number	Average	
	Spring 2006			Spring 2006		
The program was logically organized; the material built from course to course	8	4.50		8	100.0%	
The program could be completed in a reasonable amount of time	8	4.75		8	100.0%	
The length of the program is appropriate to learn the material needed to start a career in this field	8	4.38		8	100.0%	
There was a good balance between theoretical material and applied learning in the program	7	3.71		5	71.4%	
Instructors were usually available to students outside the classroom	8	4.38		7	87.5%	
Instructional methods were effective in presenting the material	8	4.00		7	87.5%	
Course contents were up-to-date, giving good preparation in this field	8	4.50		8	100.0%	
Equipment and labs were modern and up to industry standards	6	3.83		4	66.7%	
I was satisfied with the quality of instruction I received	8	4.25		8	100.0%	
I would recommend this program at Delgado to others	8	4.63		8	100.0%	
I was satisfied with the quality of advising received	8	4.25		7	87.5%	
The advising I received kept me "on track" toward program completion	7	4.29		6	85.7%	

\* Scale is 1 to 5, 5 = Strongly Agree

\*\* Percentage of students who responded Agree or Strongly Agree

## General Studies Degree Program

<b>Total Graduates</b>	23	
<b>Total Respondents</b>	4	17.4%
<b>Number Continuing Education</b>	2	50.0%

### Number of Delgado Non-Developmental Credit Hours Unable to Transfer\*

3 to 6	0	0.0%
7 to 12	0	0.0%
13 to 21	1	50.0%
More than 21	1	50.0%
All transferred	0	0.0%
No response	0	0.0%
<b>Total</b>	<b>2</b>	<b>100.0%</b>

\*Less than three respondents

### Reasons Delgado Non-Developmental Credit Hours were not Transferred\*

Changed Major	1	50.0%
No comparable course	1	50.0%
Grade in course	0	0.0%
Other	0	0.0%
No response	0	0.0%
<b>Total</b>	<b>2</b>	<b>100.0%</b>

\*Less than three respondents

Level of Satisfaction in relation to the field of study:	Rating*			Students who responded positively**		
	Number	Average		Number	Average	
	Spring 2006			Spring 2006		
I feel well prepared from my studies at Delgado to continue my education	***	***		***	***	
I had little or no problems transferring to a four-year institution	***	***		***	***	
I was able to transfer most of my credits earned at Delgado to my four-year institution	***	***		***	***	

\* Scale is 1 to 5, 5 = Strongly Agree

\*\* Percentage of students who responded Agree or Strongly Agree

\*\*\*Less than three respondents

Employment Analysis	Yes	%
Are you currently employed?	2	50.0%
Are you generally satisfied with your chosen occupation?	2	100.0%
Is your job related to your field of study?	2	100.0%

### How long did it take you to find a job after graduating?\*

Was already employed	1	50.0%
Less than three months	0	0.0%
Three to six months	1	50.0%
More than six months	0	0.0%
<b>Total</b>	<b>2</b>	<b>100.0%</b>

\*Less than three respondents

## General Studies Degree Program

### Reasons why graduates are unemployed or employed in a field unrelated to their field of study

Continuing education	1	0.0%
Not currently seeking employment	1	0.0%
Salaries not adequate	0	0.0%
Not enough jobs in the field	1	0.0%
Need more skills	1	0.0%
Other	0	0.0%
Total	4	0.0%

Level of Satisfaction in relation to job preparedness:	Rating*		Students who responded positively**	
	Number	Average	Number	Average
	Spring 2006		Spring 2006	
I feel well prepared to efficiently and effectively perform my job duties	3	4.00	2	66.7%
My program of study at Delgado prepared me for my career goal	3	3.67	1	33.3%

\* Scale is 1 to 5, 5 = Strongly Agree

\*\* Percentage of students who responded Agree or Strongly Agree

Level of Satisfaction with your educational experience in relation to the field of study:	Rating*		Students who responded positively**	
	Number	Average	Number	Average
	Spring 2006		Spring 2006	
The program was logically organized; the material built from course to course	4	4.75	4	100.0%
The program could be completed in a reasonable amount of time	4	5.00	4	100.0%
The length of the program is appropriate to learn the material needed to start a career in this field	4	4.50	3	75.0%
There was a good balance between theoretical material and applied learning in the program	4	4.50	3	75.0%
Instructors were usually available to students outside the classroom	4	5.00	4	100.0%
Instructional methods were effective in presenting the material	4	5.00	4	100.0%
Course contents were up-to-date, giving good preparation in this field	4	4.75	4	100.0%
Equipment and labs were modern and up to industry standards	3	4.50	4	100.0%
I was satisfied with the quality of instruction I received	4	5.00	4	100.0%
I would recommend this program at Delgado to others	4	5.00	4	100.0%
I was satisfied with the quality of advising received	4	3.00	2	50.0%
The advising I received kept me "on track" toward program completion	4	3.00	2	50.0%

\* Scale is 1 to 5, 5 = Strongly Agree

\*\* Percentage of students who responded Agree or Strongly Agree



## Health Information Technology Degree Program

<b>Total Graduates</b>	16	
<b>Total Respondents</b>	8	50.0%
<b>Number Continuing Education</b>	2	25.0%

### Number of Delgado Non-Developmental Credit Hours Unable to Transfer\*

3 to 6	1	100.0%
7 to 12	0	0.0%
13 to 21	0	0.0%
More than 21	0	0.0%
All transferred	0	0.0%
No response	0	0.0%
<b>Total</b>	<b>1</b>	<b>100.0%</b>

\*Less than three respondents

### Reasons Delgado Non-Developmental Credit Hours were not Transferred\*

Changed Major	0	0.0%
No comparable course	1	100.0%
Grade in course	0	0.0%
Other	0	0.0%
No response	0	0.0%
<b>Total</b>	<b>1</b>	<b>100.0%</b>

\*Less than three respondents

Level of Satisfaction in relation to the field of study:	Rating*			Students who responded positively**		
	Number	Average		Number	Average	
	Spring 2006			Spring 2006		
I feel well prepared from my studies at Delgado to continue my education	***	***		***	***	
I had little or no problems transferring to a four-year institution	***	***		***	***	
I was able to transfer most of my credits earned at Delgado to my four-year institution	***	***		***	***	

\* Scale is 1 to 5, 5 = Strongly Agree

\*\* Percentage of students who responded Agree or Strongly Agree

\*\*\*Less than three respondents

Employment Analysis	Yes	%
Are you currently employed?	8	100.0%
Are you generally satisfied with your chosen occupation?	7	87.5%
Is your job related to your field of study?	6	75.0%

### How long did it take you to find a job after graduating?

Was already employed	3	37.5%
Less than three months	4	50.0%
Three to six months	1	12.5%
More than six months	0	0.0%
<b>Total</b>	<b>8</b>	<b>100.0%</b>

## Health Information Technology Degree Program

### Reasons why graduates are unemployed or employed in a field unrelated to their field of study\*

Continuing education	0	0.0%
Not currently seeking employment	0	0.0%
Salaries not adequate	1	0.0%
Not enough jobs in the field	0	0.0%
Need more skills	0	0.0%
Other	0	0.0%
Total	1	0.0%

\*Less than three respondents

Level of Satisfaction in relation to job preparedness:	Rating*		Students who responded positively**		
	Number	Average	Number	Average	
	Spring 2006		Spring 2006		
I feel well prepared to efficiently and effectively perform my job duties	7	4.29	7	100.0%	
My program of study at Delgado prepared me for my career goal	7	4.29	7	100.0%	

\* Scale is 1 to 5 = Strongly Agree

\*\* Percentage of students who responded Agree or Strongly Agree

Level of Satisfaction with your educational experience in relation to the field of study:	Rating*		Students who responded positively**		
	Number	Average	Number	Average	
	Spring 2006		Spring 2006		
The program was logically organized; the material built from course to course	7	4.43	7	100.0%	
The program could be completed in a reasonable amount of time	8	4.13	7	87.5%	
The length of the program is appropriate to learn the material needed to start a career in this field	8	3.75	4	50.0%	
There was a good balance between theoretical material and applied learning in the program	8	4.00	7	87.5%	
Instructors were usually available to students outside the classroom	8	4.00	7	87.5%	
Instructional methods were effective in presenting the material	8	4.00	6	75.0%	
Course contents were up-to-date, giving good preparation in this field	8	4.13	7	87.5%	
Equipment and labs were modern and up to industry standards	7	3.43	4	57.1%	
I was satisfied with the quality of instruction I received	8	4.00	6	75.0%	
I would recommend this program at Delgado to others	8	4.00	6	75.0%	
I was satisfied with the quality of advising received	8	4.25	7	87.5%	
The advising I received kept me "on track" toward program completion	8	4.25	7	87.5%	

\* Scale is 1 to 5 = Strongly Agree

\*\* Percentage of students who responded Agree or Strongly Agree

## Nursing Degree Program

<b>Total Graduates</b>	128	
<b>Total Respondents</b>	23	18.0%
<b>Number Continuing Education</b>	1	4.3%

### Number of Delgado Non-Developmental Credit Hours Unable to Transfer\*

3 to 6	0	0.0%
7 to 12	0	0.0%
13 to 21	0	0.0%
More than 21	0	0.0%
All transferred	1	100.0%
No response	0	0.0%
<b>Total</b>	<b>1</b>	<b>100.0%</b>

\*Less than three respondents

### Reasons Delgado Non-Developmental Credit Hours were not Transferred\*

Changed Major		n/a
No comparable course		n/a
Grade in course		n/a
Other		n/a
No response		n/a
<b>Total</b>		<b>n/a</b>

\*No respondents

Level of Satisfaction in relation to the field of study:	Rating*			Students who responded positively**		
	Number	Average		Number	Average	
	Spring 2006			Spring 2006		
I feel well prepared from my studies at Delgado to continue my education	***	***		***	***	
I had little or no problems transferring to a four-year institution	***	***		***	***	
I was able to transfer most of my credits earned at Delgado to my four-year institution	***	***		***	***	

\* Scale is 1 to 5 = Strongly Agree

\*\* Percentage of students who responded Agree or Strongly Agree

\*\*\*Less than three respondents

Employment Analysis	Yes	%
Are you currently employed?	20	87.0%
Are you generally satisfied with your chosen occupation?	20	100.0%
Is your job related to your field of study?	18	90.0%

### How long did it take you to find a job after graduating?

Was already employed	7	35.0%
Less than three months	11	55.0%
More than six months	1	5.0%
No response	1	5.0%
<b>Total</b>	<b>20</b>	<b>100.0%</b>

### Reasons why graduates are unemployed or employed in a field unrelated to their field of study\*

Continuing education	0	0.0%
Not currently seeking employment	1	100.0%
Salaries not adequate	0	0.0%
Not enough jobs in the field	0	0.0%
Need more skills	0	0.0%
Other	0	0.0%
No response	0	0.0%
<b>Total</b>	<b>1</b>	<b>100.0%</b>

\*Less than three respondents

## Nursing Degree Program

Level of Satisfaction in relation to job preparedness:	Rating*			Students who responded positively**		
	Number	Average		Number	Average	
	Spring 2006			Spring 2006		
I feel well prepared to efficiently and effectively perform my job duties	20	4.95		20	100.0%	
My program of study at Delgado prepared me for my career goal	20	5.00		20	100.0%	

\* Scale is 1 to 5, 5 = Strongly Agree

\*\* Percentage of students who responded Agree or Strongly Agree

Level of Satisfaction with your educational experience in relation to the field of study:	Rating*			Students who responded positively**		
	Number	Average		Number	Average	
	Spring 2006			Spring 2006		
I am able to provide competent nursing care in varied settings for clients with common, chronic, and acute alternations in health.	21	4.95		21	100.0%	
I am able to use the nursing process as a basis for decision making and critical thinking.	22	5.00		22	100.0%	
I am able to establish and maintain effective communication with clients, families, and health team members.	19	4.95		19	100.0%	
I am able to provide direction and guidance to other health care workers.	21	4.85		21	100.0%	
I am able to function as a teacher for health promotion, prevention of illness, restoration of health and rehabilitation.	20	4.70		19	95.0%	
I am able to make decisions and take actions that are consistent with the legal and ethical standards for nursing practice.	21	4.90		21	100.0%	
The clinical learning environments provided a wide variety of learning experiences.	21	4.71		21	100.0%	
The clinical learning environments provided learning opportunities appropriate for contemporary nursing.	20	4.85		20	100.0%	
The program was logically organized; the material was built from course to course.	20	4.85		20	100.0%	
The length of the program is appropriate to learn the material needed to start a career in nursing.	22	4.81		21	95.5%	
Instructional methods were effective in presenting the material.	21	4.81		21	100.0%	
I was satisfied with the quality of instruction I received.	22	4.73		22	100.0%	

\* Scale is 1 to 5, 5 = Strongly Agree

\*\* Percentage of students who responded Agree or Strongly Agree

## Visual Communications Degree Program

<b>Total Graduates</b>	11	
<b>Total Respondents</b>	4	36.4%
<b>Number Continuing Education</b>	1	25.0%

### Number of Delgado Non-Developmental Credit Hours Unable to Transfer\*

3 to 6		n/a
7 to 12		n/a
13 to 21		n/a
More than 21		n/a
All transferred		n/a
No response		n/a
<b>Total</b>		n/a

\*No respondents.

### Reasons Delgado Non-Developmental Credit Hours were not Transferred\*

Changed Major		n/a
No comparable course		n/a
Grade in course		n/a
Other		n/a
No response		n/a
<b>Total</b>		n/a

\*No respondents.

Level of Satisfaction in relation to the field of study:	Rating*			Students who responded positively*		
	Number	Average		Number	Average	
	Spring 2006			Spring 2006		
I feel well prepared from my studies at Delgado to continue my education		n/a			n/a	
I had little or no problems transferring to a four-year institution		n/a			n/a	
I was able to transfer most of my credits earned at Delgado to my four-year institution		n/a			n/a	

\* No respondents

Employment Analysis	Yes	%
Are you currently employed?	4	100.0%
Are you generally satisfied with your chosen occupation?	3	75.0%
Is your job related to your field of study?	4	100.0%

### How long did it take you to find a job after graduating?

Was already employed	1	25.0%
Less than three months	2	50.0%
Three to six months	1	25.0%
More than six months	0	0.0%
<b>Total</b>	4	100.0%

## Visual Communications Degree Program

### Reasons why graduates are unemployed or employed in a field unrelated to their field of study\*

Continuing education		n/a
Not currently seeking employment		n/a
Salaries not adequate		n/a
Not enough jobs in the field		n/a
Need more skills		n/a
Other		n/a
Total		n/a

\*No respondents.

Level of Satisfaction in relation to job preparedness:	Rating*		Students who responded positively**		
	Number	Average	Number	Average	
	Spring 2006		Spring 2006		
I feel well prepared to efficiently and effectively perform my job duties	3	4.67	3	100.0%	
My program of study at Delgado prepared me for my career goal	3	4.00	2	66.7%	

\* Scale is 1 to 5, 5 = Strongly Agree

\*\* Percentage of students who responded Agree or Strongly Agree

Level of Satisfaction with your educational experience in relation to the field of study:	Rating*		Students who responded positively**		
	Number	Average	Number	Average	
	Spring 2006		Spring 2006		
The program was logically organized; the material built from course to course	3	4.00	2	66.7%	
The program could be completed in a reasonable amount of time	3	4.00	2	66.7%	
The length of the program is appropriate to learn the material needed to start a career in this field	3	3.00	1	33.3%	
There was a good balance between theoretical material and applied learning in the program	3	4.33	3	100.0%	
Instructors were usually available to students outside the classroom	3	4.33	2	66.7%	
Instructional methods were effective in presenting the material	3	4.33	2	66.7%	
Course contents were up-to-date, giving good preparation in this field	3	4.00	2	66.7%	
Equipment and labs were modern and up to industry standards	3	4.00	2	66.7%	
I was satisfied with the quality of instruction I received	3	3.67	2	66.7%	
I would recommend this program at Delgado to others	3	4.00	2	66.7%	
I was satisfied with the quality of advising received	3	3.67	1	33.3%	
The advising I received kept me "on track" toward program completion	3	4.00	2	66.7%	

\* Scale is 1 to 5, 5 = Strongly Agree

\*\* Percentage of students who responded Agree or Strongly Agree

## Spring 2006 Graduate Follow-up Survey Comments

My overall experience at Delgado was a pleasant one. I had been out of school for a while and returning was sort of scary for me. Thank God I had some wonderful and understanding teachers who enabled me and made the experience a pleasant one.

Although I have a great job and career, I do feel like Delgado could have prepared me more. While I was in my two year program, we went through several Dean changes. Lots of teachers that were qualified left. Others that were not qualified were selected. I often felt teachers were lost. Reading the textbook educated me none. The design department is run down. No computer and very out dated. With this industry you have to be up to date. Things change yearly. I also think they geared us more towards commercial. We spend very little time doing residential preparation.

Now that I was hired in residential, I feel lost. Draperies, treatments and textiles is huge! We barely went over. We were only given a budget for one project! That was so unrealistic. Really hinders the students when they get into the real working world. The program is very draining. Long study hours. It is hard to get teachers outside of class because they are working 12 hour days. They are just as burnt out as the students.

All in all, I made great friends/networked and that's how I got to where I am today. The classes should take more field trips to firms to get an idea of just how different it is from school. One reality check would be to add budgets to projects. Hope these comments help! Thanks for giving me this opportunity.

I thoroughly enjoyed my time at Delgado. I attended both a University and another Community College before attending Delgado. I think Delgado's education surpassed both. I'm planning on either re-enrollment at Delgado or continuing my education at a Four-year institution at a later date. Either way, I know I'm well prepared thanks to Delgado.

I think that the program has good courses, but one teacher didn't take the teaching part of his job seriously. He is all about publicity and money and only cares about D.A.S.O. I learned everything that I know, which isn't much, my very last semester. During that time I took Architectural CADD. Dr. Krieger taught me. I think he is a great teacher and he knows his field well. If it wasn't for a friend of mine, I would have never gotten hired at Murray Architects. I feel that this program was a waste of my time and money.

The problems I had with a couple of classes in my major not transferring is that most art classes at Nicholls start at 200 levels. For example. A drawing class was marked at a 100 level at Delgado and that same drawing class is a 220 level at Nicholls. It was only a couple of classes that failed to transfer. So, it wasn't that big of a deal.

I am currently enrolled at Delgado pursuing two majors in the Technology field. They are Safety and Health Technology and Computer Aided Drafting and Design. I received my certificate for Drafting, but I still have four more classes for my degree.

I will receive my Safety and Health Technology degree after the spring semester. I have a Phys-lab course left to complete all the courses required by Delgado. I will be able to answer the questions and evaluate my time spent at Delgado more effectively when I graduate.

I feel that advising should be necessary before registration to prevent students from taking the wrong classes.

I don't have a job.

I enjoyed attending Delgado. It's a great college. Never received my diploma until after graduation. My only complaint.

Waiting to be advised on new major. I'm not accepted to LSU College of Business and needed to change major. Might have to change major and supposedly three minors to stay around the accounting field.

## Spring 2006 Graduate Follow-up Survey Comments

Even though I felt really prepared in the field of Early Childhood Education, I was told because I did not have a BA that I was not qualified for any preschool position. I was an older student with a full-time job and would attend at night. It took me five years to complete my associates degree. I was extremely disappointed to find out that this was not enough for a pre-school lead teaching position. When I originally started the program in 1999 I was told that an associates degree in early Childhood would be enough for a lead teaching position. Need to inform students that requirements have changed. Schools requiring full degreed teachers no matter what grade.

I received great help from my advisors. I was pleased with the classes administered by my instructors. The only discrepancy I had was when one instructor told me that I would be 52 years old when I graduate. It hurt at first, but I graduated when I was 22, 30 years before he thought I would. I became pretty good friends with him in our conversations when we were preparing my graduation packet. I would like to see the school improve in attendance and make it a quality college that people aren't ashamed to attend. I plan on giving back one day when my funds are sufficient.

I received a quality education from Delgado and have confidence in the school. I would like to see better labs and equipment for the safety classes. This will help better train students for their careers. I would also recommend an outreach program from the Industrial community in Louisiana. Industry sends many employees through Delgado. this effort needs to be harnessed. I believe that an outreach program from Delgado, industry and state government would greatly improve communication and help the employer obtain quality employees. This would also help students find good jobs. The state would benefit by retaining Louisiana residents and help business obtain needed qualified individuals.

After completing the Information Systems program at Delgado, I felt that I was well prepared to enter the workforce. Unfortunately, I discovered a sad truth. Without experience, you can't compete against other job seekers. I'm already a Delgado employee so I tried to start my career here. After several attempts I discovered that you can train in it here, but Delgado only hires students from other schools. It's pretty sad. Now I'm stuck in the old catch 22. Needing experience, but no one wanting to give me a first shot.

So to conclude my comments for this evaluation I would like to say that the education I received was excellent and affordable. However, I'm still stuck doing what I was doing before except now I have a degree.

I am currently employed with Fidelity Homestead as a receptionist. With the courses taken at Delgado I have managed to show my employers my skills, knowledge and capabilities to definitely to move up within the company at a very rapid pace.

The only thing I wish Delgado would do for their students is offer Bachelor Degrees because Delgado is a very good school and offers their students the best Associate programs, but it's a shame students need to transfer credits and schools to accomplish their goals.

The classes at Delgado were rewarding and to me great! I wish Delgado was a four year school. In the art classes students should get field experience besides the classroom is my only recommendation. Even if it is only for a few days in the semester for students is not working in the art field. Papers could be written as a volunteer student and documented by the employer. Only then will a person be ready to go to a higher level university.

I definitely have to say most teachers involved in my studies were extremely attentive, knowledgeable and helpful. I remember specific projects and learning experiences. I am very satisfied with my education at Delgado. I look forward to continuing my education in nursing soon. I know my business degree will help me in future endeavors.

The Radiologic Technology program at Delgado is excellent. The classroom instruction prepared me for the theoretical aspect of Radiologic Technology and Methodist Hospital was an excellent clinical site.



## Spring 2006 Graduate Follow-up Survey Comments

I am currently planning to acquire an on-line Radiological science Bachelor degree from Florida Hospital College in Orlando. I also plan to become registered in at least one other Radiologic modality (CT or Mammography).

You have some awesome professors and I enjoyed the courses. However, I do wish two things. First, that you could fit an internship program in the course curriculum. Secondly, I wish I could have received training in Lexis/Nexis, Westlaw and time slips.

I do understand that you can fit only certain courses in the curriculum due to the short period of time allocated to the program. Thank you very much Delgado for my college experience. Best regards.

I enjoyed the classes given in the Culinary Arts program. Anyone will learn a lot in this program. The instructors were very helpful inside or outside the classroom and I have already, and will in the future, tell everyone who wants to get into the cooking field about this program. Thank you for having such a wonderful program.

The Ford Asset program is a great program to people like me who had no previous automotive experience. The teachers were great and the curriculum is perfectly constructed to learn a large amount of information in a relatively short time. I would recommend it to anyone pursuing an automotive career.

I felt that Delgado City Park has been the worst educational experience of my life. Before the storm, I had to fight financial aid as well as the registrars office to get my money situated and certain classes accepted towards my degree. Most of the times I would be told to go to my college and then told to go back to the registrars. When I finally found someone who straightened everything out, it was the spring semester of this year. When I had to get a biology and math class signed off on by the Dean of Sciences, he asked me why I didn't get the registrars office to accept those classes (One taken at Delgado and the other at UNO).

When I returned home in December, I had problems with the financial aid office returning in the fall. My college was deciding whether or not to accept my course from Illinois Valley Community College. Plus the fact they had no clue on how to get in touch with students concerning graduation information etc. I finally had to file a complaint with the Department of Education to deal with the lack of information concerning my fall loan. I wanted the money returned to the bank. As far as the bank knew, the school got the money and dispersed it to me. The folks in the office said they were waiting for the federal government, which was a lie because I knew what the feds were doing all along.

I filled out the paperwork for the class that I took at IVCC to be accepted and I had to do it again after I was told that I wasn't supposed to fill it out, my teacher was. That was resolved. As far as messages to students, the school wasn't clear with that. When I received messages, they were not clear in the subject area. How are you supposed to know what is going on at the school unless the subject is clear. Did I mention that I haven't received my diploma because someone put the wrong name on it and it wasn't fixed. I am waiting for a phone call to pick up the corrected diploma.

The majority of the staff in the financial aid office is not friendly and get attitudes when you request to speak to a supervisor. The same with the registrars. I find that I could not get anyone to help me unless I talked to staff on the Westbank campus or one young lady at the Bursar's office. I really do not wish to recommend this school to anyone.

As for the educational department, I think it would be wrong to put it under Family and Consumer Sciences. I also believe that Delgado should work harder with four year colleges in order to have the classes transfer. Right now students would get screwed over if they take classes at Delgado and wanted to seek a four year degree.

I did like the math and computer labs, they were a good experience for me. The library was also fine. I was saddened when you took away the student study lab, the nice room across from the library. That was a great place to sit and do my homework. I would like to know why that was taken away. If you wish to get in touch with me please email me.

## **Spring 2006 Graduate Follow-up Survey Comments**

Delgado prepared me for my career in nursing. I love my job in the Emergency Room at West Jefferson Hospital. Eventually, I hope to train to be a flight nurse there. My only regret is that I did not start nursing immediately after high school graduation. This is a second career field for me. Even though it was difficult to go to school as an adult student, I am glad I did.

Very little use of lab or workbooks. This was lacking and not covered in clinicals. The text books had up-to-date information, but were not used.